




St. Martin's Engineering College

UGC Autonomous

NBA & NAAC A+ Accredited

Dhulapally, Secunderabad-500 100

www.smec.ac.in



DEPARTMENT OF CIVIL ENGINEERING

I YEAR I SEMESTER

S. No.	Course Code	Course Title	Hours per Week			Credits	Maximum Marks		
			L	T	P		Internal (CIE)	External (SEE)	Total
1.	MA101BS	Matrices and Calculus	3	1	0	4	40	60	100
2.	AP102BS	Applied Physics	3	1	0	4	40	60	100
3.	CS104ES	C Programming and Data structures	3	0	0	3	40	60	100
4.	ME107ES	Engineering Workshop	0	1	3	2.5	40	60	100
5.	EN104HS	English for Skill Enhancement	2	0	0	2	40	60	100
6.	CE109HS	Elements of Civil Engineering	0	0	2	1	40	60	100
7.	AP103BS	Applied Physics Laboratory	0	0	3	1.5	40	60	100
8.	EN105HS	English Language and Communication Skills Laboratory	0	0	2	1	40	60	100
9.	CS103ES	C Programming and Data Structures Laboratory	0	0	2	1	40	60	100
Total			11	3	12	20	360	540	900
10.	*CH109MC	Environmental Science	3	0	0	0	100	-	100
		Induction Programme							

I YEAR II SEMESTER

S. No.	Course Code	Course Title	Hours per Week			Credits	Maximum Marks		
			L	T	P		Internal (CIE)	External (SEE)	Total
1	MA201BS	Ordinary Differential Equations and Vector Calculus	3	1	0	4	40	60	100
2	CH202BS	Engineering Chemistry	3	1	0	4	40	60	100
3	ME208ES	Computer Aided Engineering Graphics	1	0	4	3	40	60	100
4	ME212ES	Applied Mechanics	3	0	0	3	40	60	100
5	CE209ES	Surveying	2	0	0	2	40	60	100
6	CS205ES	Python Programming Laboratory	0	1	2	2	40	60	100
7	CH204BS	Engineering Chemistry Laboratory	0	0	2	1	40	60	100
8	CE210ES	Surveying Laboratory - I	0	0	2	1	40	60	100
Total			12	3	10	20	320	480	800

*MC – Satisfied/Unsatisfied



St. Martin's Engineering College

UGC Autonomous

NBA & NAAC A+ Accredited

Dhulapally, Secunderabad-500 100

www.smec.ac.in



II B.Tech Syllabus (w.e.f AY 2022-23)

Civil Engineering

II YEAR I SEMESTER

S. No.	Course Code	Course Title	Hours per Week			Credits	Maximum Marks		
			L	T	P		Internal (CIE)	External (SEE)	Total
1	PS304BS	Probability and Statistics	3	1	0	4	40	60	100
2	CE302PC	Building Materials, Construction and Planning	3	0	0	3	40	60	100
3	CE303PC	Engineering Geology	3	0	0	3	40	60	100
4	CE304PC	Strength of Materials – I	3	0	0	3	40	60	100
5	CE305PC	Fluid Mechanics	3	0	0	3	40	60	100
6	CE306PC	Surveying Laboratory - II	0	0	3	2	40	60	100
7	CE307PC	Strength of Materials Laboratory	0	0	3	1	40	60	100
8	CE308PC	Computer Aided Drafting Laboratory	0	0	3	1	40	60	100
Total			15	1	9	20	320	480	800
Mandatory Course (Non-Credit)									
	CI309MC	Constitution of India	3	0	0	0	100	-	100

II YEAR II SEMESTER

S. No.	Course Code	Course Title	Hours per Week			Credits	Maximum Marks		
			L	T	P		Internal (CIE)	External (SEE)	Total
1	EE411PC	Basic Electrical and Electronics Engineering	3	0	0	3	40	60	100
2	CE402PC	Concrete Technology	3	0	0	3	40	60	100
3	CE403PC	Strength of Materials – II	3	0	0	3	40	60	100
4	CE404PC	Hydraulics and Hydraulics Machinery	3	0	0	3	40	60	100
5	CE405PC	Structural Analysis - I	3	0	0	3	40	60	100
6	CE406PC	Fluid Mechanics and Hydraulics Machinery Laboratory	0	0	3	1	40	60	100
7	EE412PC	Basic Electrical and Electronics Engineering Laboratory	0	0	3	1	40	60	100
8	CE408PC	Concrete Technology Laboratory	0	0	3	1	40	60	100
9	CE409BP	Real-time Research Project/ Field-Based Project	0	0	4	2	50	-	50
Total			15	0	13	20	320	480	850
Mandatory Course (Non-Credit)									
10	*GS409MC*	Gender Sensitization Laboratory	0	0	2	-	100	-	100

*MC – Satisfied/Unsatisfied



St. Martin's Engineering College

UGC Autonomous
 NBA & NAAC A+ Accredited
 Dhulapally, Secunderabad-500 100
 www.smec.ac.in



MATRICES AND CALCULUS

I B. TECH- I SEMESTER (R -22)								
Course Code	Category	Hours / Week			Credits	Maximum Marks		
		L	T	P		C	CIE	SEE
MA101BS	B. Tech	3	1	0	4	40	60	100

COURSE OBJECTIVES

To learn

1. Types of matrices and their properties.
2. Concept of a rank of the matrix and applying this concept to know the consistency and solving the system of linear equations.
3. Concept of eigen values and eigen vectors and to reduce the quadratic form to canonical form
4. Geometrical approach to the mean value theorems and their application to the mathematical problems
5. Evaluation of surface areas and volumes of revolutions of curves.
6. Evaluation of improper integrals using Beta and Gamma functions.
7. Partial differentiation, concept of total derivative
8. Finding maxima and minima of function of two and three variables.
9. Evaluation of multiple integrals and their applications

COURSE OUTCOMES

Upon successful completion of the course, the student is able to

1. Write the matrix representation of a set of linear equations and to analyze the solution of the system of equations.
2. Find the Eigen values and Eigen vectors
3. Reduce the quadratic form to canonical form using orthogonal transformations.
4. Solve the applications on the mean value theorems.
5. Evaluate the improper integrals using Beta and Gamma functions
6. Find the extreme values of functions of two variables with/without constraints.
7. Evaluate the multiple integrals and apply the concept to find areas, volumes.

UNIT-I	MATRICES	Classes: 10
Rank of a matrix by Echelon form and Normal form, Inverse of Non-singular matrices by Gauss- Jordan method, System of linear equations: Solving system of Homogeneous and Non-Homogeneous equations by Gauss elimination method, Gauss Seidel Iteration Method.		

UNIT-II	EIGEN VALUES AND EIGEN VECTORS	Classes:10
<p>Linear Transformation and Orthogonal Transformation: Eigen values, Eigen vectors and their properties, Diagonalization of a matrix, Cayley-Hamilton Theorem (without proof), finding inverse and power of a matrix by Cayley-Hamilton Theorem, Quadratic forms and Nature of the Quadratic Forms, Reduction of Quadratic form to canonical forms by Orthogonal Transformation.</p>		
UNIT-III	CALCULUS	Classes:10
<p>Mean value theorems: Rolle's theorem, Lagrange's Mean value theorem with their Geometrical Interpretation and applications, Cauchy's Mean value Theorem, Taylor's Series.</p> <p>Applications of definite integrals to evaluate surface areas and volumes of revolutions of curves (Only in Cartesian coordinates), Definition of Improper Integral: Beta and Gamma functions and their applications.</p>		
UNIT-IV	MULTIVARIABLE CALCULUS (PARTIAL DIFFERENTIATION AND APPLICATIONS)	Classes: 10
<p>Definitions of Limit and continuity. Partial Differentiation: Euler's Theorem, Total derivative, Jacobian, Functional dependence & independence. Applications: Maxima and minima of functions of two variables and three variables using method of Lagrange multipliers.</p>		
UNIT-V	MULTIVARIABLE CALCULUS (INTEGRATION)	Classes: 10
<p>Evaluation of Double Integrals (Cartesian and polar coordinates), change of order of integration (only Cartesian form), Evaluation of Triple Integrals: Change of variables (Cartesian to polar) for double and (Cartesian to Spherical and Cylindrical polar coordinates) for triple integrals.</p> <p>Applications: Areas (by double integrals) and volumes (by double integrals and triple integrals).</p>		
TEXT BOOKS		
<ol style="list-style-type: none"> 1. B.S. Grewal, Higher Engineering Mathematics, Khanna Publishers, 36th Edition, 2010. 2. R.K. Jain and S.R.K. Iyengar, Advanced Engineering Mathematics, Narosa Publications, 5th Edition, 2016. 		
REFERENCE BOOKS		
<ol style="list-style-type: none"> 1. Dr. D. Ranadheer Reddy, Mr. K Upender Reddy & Mr. G Chandra Mohan, A First Course in Linear Algebra and Calculus for Engineers, M/s Students Helpline Publishing House Pvt. Ltd, First Edition-2020. 2. Erwin kreyszig, Advanced Engineering Mathematics, 9th Edition, John Wiley & Sons, 2006. 3. G.B. Thomas and R.L. Finney, Calculus and Analytic geometry, 9th Edition, Pearson, Reprint,2002. 4. N.P. Bali and Manish Goyal, A text book of Engineering Mathematics, Laxmi Publications, Reprint, 2008. 5. H. K. Dass and Er. Rajnish Verma, Higher Engineering Mathematics, S Chand and Company Limited, New Delhi. 		

WEB REFERENCES

1. <https://www.efunda.com/math/gamma/index.cfm>
2. <https://mathworld.wolfram.com/CanonicalForm.html>
3. <https://mathworld.wolfram.com/Binomial.html>
4. <https://www.mathworld.wolfram.com/>

E -TEXT BOOKS

1. <https://www.e-booksdirectory.com/listing.php?category=4>
2. <https://www.e-booksdirectory.com/details.php?ebook=10830>

MOOCS COURSE

1. https://onlinecourses.nptel.ac.in/noc22_ma75/preview
2. https://onlinecourses.swayam2.ac.in/cec20_ma22/preview



St. Martin's Engineering College

UGC Autonomous
NBA & NAAC A+ Accredited
Dhulapally, Secunderabad-500 100
www.smeac.ac.in



APPLIED PHYSICS

I B. TECH- I SEMESTER (R 22)

Course Code	Category	Hours / Week			Credits	Maximum Marks		
		L	T	P		C	CIE	SEE
AP102BS	B. Tech	3	1	0	4	40	60	100

COURSE OBJECTIVES

To learn

1. Understand the basic principles of quantum physics and band theory of solids.
2. Understand the underlying mechanism involved in construction and working principles of various semiconductor devices.
3. Study the fundamental concepts related to the dielectric, magnetic and energy materials.
4. Identify the importance of nanoscale, quantum confinement and various fabrication techniques.
5. Study the characteristics of lasers and optical fibres.

COURSE OUTCOMES

Upon successful completion of the course, the student will be able to

1. Understand physical world from fundamental point of view by the concepts of Quantum mechanics and visualize the difference between conductor, semiconductor and an insulator by classification of solids.
2. Identify the role of semiconductor devices in science and engineering Applications.
3. Explore the fundamental properties of dielectric, magnetic materials and energy for their applications.
4. Appreciate the features and applications of Nanomaterials.
5. Understand various aspects of Lasers and Optical fiber and their applications in diverse fields.

UNIT-I QUANTUM PHYSICS AND SOLIDS

Classes:12

Quantum Mechanics: Introduction to quantum physics, blackbody radiation – Stefan-Boltzmann's law, Wein's and Rayleigh-Jean's law, Planck's radiation law - photoelectric effect - Davisson and Germer experiment –Heisenberg uncertainty principle - Born interpretation of the wave function – time independent Schrodinger wave equation - particle in one dimensional potential box.

Solids: Symmetry in solids, free electron theory (Drude & Lorentz, Sommerfeld) - Fermi-Dirac distribution - Bloch's theorem -Kronig-Penney model – E-K diagram- effective mass of electron-origin of energy bands- classification of solids.

UNIT-II	SEMICONDUCTORS AND DEVICES	Classes: 12
<p>Intrinsic and extrinsic semiconductors – Hall effect - direct and indirect band gap semiconductors - construction, principle of operation and characteristics of P-N Junction diode, Zener diode and bipolar junction transistor (BJT)–LED, PIN diode, avalanche photo diode (APD) and solar cells, their structure, materials, working principle and characteristics.</p>		
UNIT-III	DIELECTRIC, MAGNETIC AND ENERGY MATERIALS	Classes:12
<p>Dielectric Materials: Basic definitions- types of polarizations (qualitative) - ferroelectric, piezoelectric and pyroelectric materials – applications – liquid crystal displays (LCD) and crystal oscillators.</p> <p>Magnetic Materials: Hysteresis-soft and hard magnetic materials-magneto strict ion, magneto resistance - applications - bubble memory devices, magnetic field sensors and multiferroics. Energy Materials: Conductivity of liquid and solid electrolytes- superionic conductors - materials and electrolytes for super capacitors - rechargeable ion batteries, solid fuel cells.</p>		
UNIT-IV	NANOTECHNOLOGY	Classes:12
<p>Nanoscale, quantum confinement, surface to volume ratio, bottom-up fabrication: sol-gel, precipitation, combustion methods – top-down fabrication: ball milling - physical vapor deposition (PVD) - Chemical vapor deposition (CVD) – characterization techniques - XRD, SEM & TEM - applications of nanomaterials.</p>		
UNIT-V	LASER AND FIBER OPTICS	Classes:12
<p>Lasers: Laser beam characteristics-three quantum processes- Einstein coefficients and their relations- lasing action - pumping methods- Ruby laser, He-Ne laser , CO₂ laser, Argon ion Laser, Nd: YAG laser- semiconductor laser-applications of laser.</p> <p>Fiber Optics: Introduction to optical fiber- advantages of optical Fibers - total internal reflection- construction of optical fiber - acceptance angle - numerical aperture- classification of optical fibers- losses in optical fiber - optical fiber for communication system - applications.</p>		
TEXT BOOKS		
<ol style="list-style-type: none"> 1. M. N. Avadhanulu, P.G. Kshirsagar & TVS Arun Murthy” A Text book of Engineering Physics”-S. Chand Publications, 11th Edition 2019. 2. Engineering Physics by Shatendra Sharma and Jyotsna Sharma, Pearson Publication,2019 3. Semiconductor Physics and Devices- Basic Principle – Donald A, Neamen, Mc Graw Hill, 4th Edition,2021. 4. B.K. Pandey and S. Chaturvedi, Engineering Physics, Cengage Learning, 2nd Edition, 2022. 5. Essentials of Nanoscience & Nanotechnology by Narasimha Reddy Katta, Typical Creatives Nano Digest, 1st Edition, 2021. 		

REFERENCE BOOKS

1. Quantum Physics, H.C. Verma, TBS Publication, 2nd Edition 2012.
2. Fundamentals of Physics – Halliday, Resnick and Walker, John Wiley & Sons, 11th Edition, 2018.
3. Introduction to Solid State Physics, Charles Kittel, Wiley Eastern, 2019.
4. Elementary Solid State Physics, S.L. Gupta and V. Kumar, Pragathi Prakashan, 2019.
5. A.K. Bhandhopadhyaya - Nano Materials, New Age International, 1st Edition, 2007.
6. Energy Materials a Short Introduction to Functional Materials for Energy Conversion and Storage Aliaksandr S. Bandarenka, CRC Press Taylor & Francis Group
7. Energy Materials, Taylor & Francis Group, 1st Edition, 2022.

WEB REFERENCES

1. <https://ocw.tudelft.nl/courses/solid-state-physics/subjects/3-quantum-theory-of-solids/>
2. <https://byjus.com/physics/semiconductor-devices/>
3. <https://www.nano.gov/nanotech-101/what/definition>
4. <https://www.studocu.com/in/document/delhi-technological-university/engineering-physics/fiber-optics-laser-notes/26618092>

E -TEXT BOOKS

1. <https://www.pdfdrive.com/physics-for-scientists-engineers-modern-physics-9th-ed-e51722698.html>
2. <https://www.pdfdrive.com/physics-for-scientists-engineers-modern-physics-9th-ed-e43567270.html>

MOOCS COURSE

1. Swayam: https://swayam.gov.in/nd1_noc19_ph13/preview
2. Alison: <https://alison.com/courses?&category=physics>

St. Martin's Engineering College



St. Martin's Engineering College

UGC Autonomous
 NBA & NAAC A+ Accredited
 Dhulapally, Secunderabad-500 100
 www.smec.ac.in



C PROGRAMMING AND DATA STRUCTURES

I B. TECH- I SEMESTER (R 22)

Course Code	Programme	Hours /Week			Credits	Maximum Marks		
		L	T	P		CIE	SEE	Total
CS104ES	B. Tech	3	0	0	3	40	60	100

COURSE OBJECTIVES

To learn

Introduce the importance of programming, C language constructs, program development, data structures, searching and sorting.

COURSE OUTCOMES

Upon successful completion of the course, the student is able to

1. Understand the various steps in Program development.
2. Explore the basic concepts in C Programming Language.
3. Develop modular and readable C Programs
4. Understand the basic concepts such as Abstract Data Types, Linear and Non-Linear Datastructures.
5. Apply data structures such as stacks, queues in problem solving
6. To understand and analyze various searching and sorting algorithms.

UNIT-I	INTRODUCTION TO COMPUTERS	Classes:12
---------------	----------------------------------	-------------------

Introduction to Computers – Computer Systems, Computing Environments, Computer Languages, Creating and running programs, Software Development
 Introduction to C Language – Background, Simple C programs, Identifiers, Basic data types, Variables, Constants, Input / Output
 Structure of a C Program – Operators, Bit-wise operators, Expressions, Precedence and Associativity, Expression Evaluation, Type conversions, Statements.

UNIT-II	STATEMENTS, DESIGNING STRUCTURED PROGRAMS, ARRAYS	Classes:12
----------------	--	-------------------

Statements – if and switch statements, Repetition statements – while, for, do-while statements, Loop examples, other statements related to looping – break, continue, go to, Recursion.
 Designing Structured Programs- Functions, basics, user defined functions, inter function communication, standard functions.
 Arrays – Concepts, using arrays in C, inter function communication, array applications, two-dimensional arrays, multidimensional arrays.

UNIT-III	POINTERS, POINTER APPLICATIONS	Classes:12
-----------------	---------------------------------------	-------------------

Pointers – Introduction, Pointers for inter function communication, pointers to pointers, compatibility,
 Pointer Applications – Passing an array to a function, Memory allocation functions, array of pointers
 Strings – Concepts, C Strings, String Input / Output functions, arrays of strings, string manipulation functions, string / data conversion.

UNIT-IV	DERIVED TYPES	Classes:12
<p>Derived types – The Typedef, enumerated types, Structures – Declaration, definition and initialization of structures, accessing structures, operations on structures, complex structures. Unions – Referencing unions, initializers, unions and structures.</p> <p>Input and Output – Text vs Binary streams, standard library functions for files, converting file types, File programs – copy, merge files.</p>		
UNIT-V	SORTING, SORTING AND DATA STRUCTURES	Classes:12
<p>Sorting- selection sort, bubble sort, insertion sort, Searching-linear and binary search methods. Data Structures – Introduction to Data Structures, abstract data types, Linear list – singly linked list implementation, insertion, deletion and searching operations on linear list, Stacks-Operations, array and linked representations of stacks, stack applications, Queues-operations, array and linked representations.</p>		
TEXTBOOKS		
<ol style="list-style-type: none"> 1. C Programming & Data Structures, B.A.Forouzan and R.F. Gilberg, Third Edition, Cengage Learning. 2. Problem Solving and Program Design in C, J.R. Hanly and E.B. Koffman, Fifth Edition, Pearson Education. 3. The C Programming Language, B.W. Kernighan and Dennis M.Ritchie, PHI/PearsonEducation 		
REFERENCEBOOKS		
<ol style="list-style-type: none"> 1. C & Data structures – P. Padmanabham, 3rd Edition, B.S. Publications. 2. C Programming with problem solving, J.A. Jones & K. Harrow, Dreamtech Press 3. Programming in C – Stephen G. Kochan, III Edition, Pearson Education. 4. C for Engineers and Scientists, H. Cheng, McGraw-Hill International Edition 5. Data Structures using C – A. M. Tanenbaum, Y. Langsam, and M.J. Augenstein, Pearson Education / PHI 6. C Programming & Data Structures, E. Balagurusamy, TMH. 7. C Programming & Data Structures, P. Dey, M Ghosh R Thereja, Oxford University Press 8. C & Data structures – E V Prasad and N B Venkateswarlu, S. Chand & Co. 		
WEB REFERENCES		
<ol style="list-style-type: none"> 1. https://www.tutorialspoint.com/cprogramming/ 2. https://www.tutorialspoint.com/cplusplus/ 3. https://www.cprogramming.com/tutorial/c-tutorial.html 		
E –TEXT BOOKS		
<ol style="list-style-type: none"> 1. https://www.amazon.com/Problem-Solving-Program-Design-7th/dp/0132936496 2. https://www.goodreads.com/book/show/36011306-c-programming-data-structures-for-jntu-with-cd 		
MOOCS COURSE		
<ol style="list-style-type: none"> 1. nptel.ac.in/courses/106105085/4 2. https://www.quora.com/Are-IIT-NPTEL-videos-good-to-learn-basic-C-programming 		



St. Martin's Engineering College

UGC Autonomous

NBA & NAAC A+ Accredited

Dhulapally, Secunderabad-500 100

www.smec.ac.in



ENGINEERING WORKSHOP

I.B. TECH- I SEMESTER (R 22)

Course Code	Category	Hours / Week			Credits	Maximum Marks		
		L	T	P		CIE	SEE	Total
ME107ES	B. Tech	0	1	3	2.5	40	60	100

COURSE OBJECTIVES

To learn

1. To Study of different hand operated power tools, uses and their demonstration.
2. To gain a good basic working knowledge required for the production of various engineering products.
3. To provide hands on experience about use of different engineering materials, tools, equipments and processes those are common in the engineering field.
4. To develop a right attitude, team working, precision and safety at work place.
5. It explains the construction, function, use and application of different working tools, equipment and machines.
6. To study commonly used carpentry joints.
7. To have practical exposure to various welding and joining processes.
8. Identify and use marking out tools, hand tools, measuring equipment and to work to prescribed tolerances.

COURSE OUTCOMES

1. Study and practice on machine tools and their operations
2. Practice on manufacturing of components using workshop trades including plumbing, fitting, carpentry, and foundry, house wiring and welding.
3. Identify and apply suitable tools for different trades of Engineering processes including drilling, material removing, measuring, chiseling.
4. Apply basic electrical engineering knowledge for house wiring practice.

LIST OF EXPERIMENTS

1. TRADES FOR EXERCISES:

At least two exercises from each trade:

- I. Carpentry – (T-Lap Joint, Dovetail Joint, Mortise & Tenon Joint)
- II. Fitting – (V-Fit, Dovetail Fit & Semi-circular fit)
- III. Tin-Smithy – (Square Tin, Rectangular Tray & Conical Funnel)
- IV. Foundry – (Preparation of Green Sand Mould using Single Piece and Split Pattern)
- V. Welding Practice – (Arc Welding & Gas Welding)
- VI. House-wiring – (Parallel & Series, Two-way Switch and Tube Light)
- VII. Black Smithy – (Round to Square, Fan Hook and S-Hook)

2. TRADES FOR DEMONSTRATION & EXPOSURE

Plumbing, Machine Shop, Metal Cutting (Water Plasma), Power tools in construction and Wood Working.

TEXT BOOKS

1. Workshop Practice /B. L. Juneja / Cengage
2. Workshop Manual / K. Venugopal / Anuradha.

REFERENCE BOOKS

1. Work shop Manual - P. Kannaiah/ K.L. Narayana/ Scitech
2. Workshop Manual / Venkat Reddy/ BSP

WEB REFERENCES

1. <https://nptel.ac.in/courses/112105126/>
2. <https://nptel.ac.in/downloads/112105127/>
3. <https://nptel.ac.in/courses/112107145/>
4. <https://nptel.ac.in/courses/122104015/>

E -TEXT BOOKS

1. [http://103.135.169.82:81/fdScript/RootOfEBooks/MED/Introduction Workshop%20Technology](http://103.135.169.82:81/fdScript/RootOfEBooks/MED/Introduction%20Workshop%20Technology)
2. <https://www.quora.com/Download-free-mechanical-engineering-ebooks-sites>

MOOCS COURSE

1. http://www.nits.ac.in/workshops/Workshop_on_MOOCS_26082017.pdf
2. <https://www.nitttrc.ac.in/swayam/index.html>

St. Martin's Engineering College



St. Martin's Engineering College

UGC Autonomous

NBA & NAAC A+ Accredited

Dhulapally, Secunderabad-500 100

www.smec.ac.in



ENGLISH FOR SKILL ENHANCEMENT

I B. TECH- II SEMESTER (R 22)

Course Code	Programme	Hours / Week			Credits	Maximum Marks		
		L	T	P		C	CIE	SEE
EN204HS	B.Tech	2	0	0	2	40	60	100

COURSE OBJECTIVES

To learn

1. Improve the language proficiency of students in English with an emphasis on Vocabulary, Grammar, Reading and Writing skills.
2. Develop study skills and communication skills in various professional situations.
3. Equip students to study engineering subjects more effectively and critically using the theoretical and practical components of the syllabus.

COURSE OUTCOMES

1. Understand the importance of vocabulary and sentence structures.
2. Choose appropriate vocabulary and sentence structures for their oral and written communication.
3. Demonstrate their understanding of the rules of functional grammar.
4. Develop comprehension skills from the known and unknown passages.
5. Take an active part in drafting paragraphs, letters, essays, abstracts, précis and reports in various contexts.
6. Acquire basic proficiency in reading and writing modules of English.

UNIT-I	Chapter entitled ' <i>Toasted English</i> ' by R.K.Narayan from " <i>English: Language, Context and Culture</i> " published by Orient BlackSwan, Hyderabad.	Classes: 10
<p>Vocabulary: The Concept of Word Formation -The Use of Prefixes and Suffixes - Acquaintance with Prefixes and Suffixes from Foreign Languages to form Derivatives - Synonyms and Antonyms</p> <p>Grammar: Identifying Common Errors in Writing with Reference to Articles and Prepositions.</p> <p>Reading: Reading and Its Importance- Techniques for Effective Reading.</p> <p>Writing: Sentence Structures -Use of Phrases and Clauses in Sentences- Importance of Proper Punctuation- Techniques for Writing precisely – Paragraph Writing – Types, Structures and Features of a Paragraph - Creating Coherence- Organizing Principles of Paragraphs in Documents.</p>		
UNIT-II	Chapter entitled ' <i>Appro JRD</i> ' by Sudha Murthy from " <i>English: Language, Context and Culture</i> " published by Orient BlackSwan, Hyderabad.	Classes:10
<p>Vocabulary: Words Often Misspelt - Homophones, Homonyms and Homographs</p> <p>Grammar: Identifying Common Errors in Writing with Reference to Noun-pronoun Agreement and Subject-verb Agreement.</p> <p>Reading: Sub-Skills of Reading – Skimming and Scanning – Exercises for Practice</p> <p>Writing: Nature and Style of Writing- Defining /Describing People, Objects, Places and Events – Classifying- Providing Examples or Evidence.</p>		

UNIT-III	Chapter entitled ‘Lessons from Online Learning’ by F.Haider Alvi, Deborah Hurst et al from “ <i>English: Language, Context and Culture</i> ” published by Orient BlackSwan, Hyderabad.	Classes:10
<p>Grammar: Identifying Common Errors in Writing with Reference to Misplaced Modifiers and Tenses.</p> <p>Reading: Sub-Skills of Reading – Intensive Reading and Extensive Reading – Exercises for Practice.</p> <p>Writing: Format of a Formal Letter-Writing Formal Letters eg., Letter of Complaint, Letter of Requisition, Email Etiquette, Job Application with CV/Resume.</p>		
UNIT-IV	Chapter entitled ‘Art and Literature’ by Abdul Kalam from “ <i>English: Language, Context and Culture</i> ” published by Orient BlackSwan, Hyderabad.	Classes: 10
<p>Vocabulary: Standard Abbreviations in English</p> <p>Grammar: Redundancies and Clichés in Oral and Written Communication.</p> <p>Reading: Survey, Question, Read, Recite and Review (SQ3R Method) - Exercises for Practice</p> <p>Writing: Writing Practices- Essay Writing-Writing Introduction and Conclusion -Précis Writing.</p>		
UNIT-V	Chapter entitled ‘Go, Kiss the World’ by Subroto Bagchi from “ <i>English: Language, Context and Culture</i> ” published by Orient BlackSwan, Hyderabad.	Classes: 10
<p>Vocabulary: Technical Vocabulary and their Usage</p> <p>Grammar: Common Errors in English (<i>Covering all the other aspects of grammar which were notcovered in the previous units</i>)</p> <p>Reading: Reading Comprehension-Exercises for Practice</p> <p>Writing: Technical Reports- Introduction – Characteristics of a Report – Categories of Reports Formats- Structure of Reports (Manuscript Format) -Types of Reports - Writing a Report.</p>		
<p>Note: <i>Listening and Speaking Skills which are given under Unit-6 in AICTE Model Curriculum are covered in the syllabus of ELCS Lab Course.</i></p> <p>➤ Note: 1. As the syllabus of English given in AICTE Model Curriculum-2018 for B.Tech First Year is Open-ended, besides following the prescribed textbook, it is required to prepare teaching/learning materials by the teachers collectively in the form of handouts based on the needs of the students in their respective colleges for effective teaching/learning in the class.</p> <p>➤ Note: 2. Based on the recommendations of NEP2020, teachers are requested to be flexible to adopt Blended Learning in dealing with the course contents. They are advised to teach 40 percent of each topic from the syllabus in blended mode.</p>		
TEXT BOOKS		
1. “English: Language, Context and Culture” by Orient BlackSwan Pvt. Ltd, Hyderabad. 2022. Print.		

REFERENCE BOOKS

1. Effective Academic Writing by Liss and Davis (OUP)
2. Richards, Jack C. (2022) Interchange Series. Introduction, 1,2,3. Cambridge University Press
3. Wood, F.T. (2007). Remedial English Grammar. Macmillan.
4. Chaudhuri, Santanu Sinha. (2018). Learn English: A Fun Book of Functional Language, Grammar and Vocabulary. (2nd ed.,). Sage Publications India Pvt. Ltd.
5. (2019). Technical Communication. Wiley India Pvt. Ltd.
6. Vishwamohan, Aysha. (2013). English for Technical Communication for Engineering Students. Mc Graw-Hill Education India Pvt. Ltd.
7. Swan, Michael. (2016). Practical English Usage. Oxford University Press. Fourth Edition.

WEB REFERENCES

1. www.edufind.com
2. www.myenglishpages.com
3. <http://grammar.ccc.comment.edu>
4. <http://owl.english.prudue.edu>

E -TEXT BOOKS

1. <http://bookboon.com/en/communication-ebooks-zip>
2. http://learningenglishvocabularygrammar.com/files/idiomsandphraseswithmeanin_gsandexamlespdf.pdf

MOOCS Course

1. <https://mooc.com/courses/grammar-guru-1>
2. <https://mooc.com/courses/learning-styles>

St. Martin's Engineering College



St. Martin's Engineering College

UGC Autonomous
NBA & NAAC A+ Accredited
Dhulapally, Secunderabad-500 100
www.smec.ac.in



ELEMENTS OF CIVIL ENGINEERING

I B. TECH- I SEMESTER (R 22)

Course Code	Category	Hours / Week			Credits	Maximum Marks		
		L	T	P		CIE	SEE	Total
CE109HS	B. Tech	0	0	2	1	50	-	50

COURSE OBJECTIVES

Upon successful completion of the course, the student is able

1. To provide practical knowledge about physical properties of minerals and rocks.
2. To determine the characteristics of cement, Coarse & Fine aggregates.

COURSE OUTCOMES

Upon successful completion of the course, the student is able

1. Understands the method and ways of investigations required for Civil Engineering projects
2. Identify the various rocks, minerals depending on geological classifications
3. Evaluate the properties of cement, fine and coarse aggregates and determine its suitability for construction.

LIST OF EXPERIMENTS

1. **Identification of Minerals** – Silica Group, Feldspar Group, Crystalline Group, Carbonate Group, Pyroxene Group, Mica Group, Amphibole Group.
2. **Identification of Rocks** – Igneous Petrology, Sedimentary Petrology, Metamorphic Petrology.
3. 1. Study of topographical features from Geological maps. Identification of symbols in maps.
2. Simple structural Geology Problems (Folds, Faults & Unconformities)
4. **Tests on Cement**
 - a. Fineness test & Normal Consistency test.
 - b. Specific gravity test, Initial and Final setting time of cement.
5. **Tests on Fine Aggregates**
 - a. Specific Gravity test.
 - b. Bulking of sand & Fineness modulus of Fine aggregate.
6. **Tests on Coarse Aggregate**
 - a. Specific Gravity test.
 - b. Fineness modulus of Coarse aggregate

TEXT BOOKS

1. IS 383 :1993 “Specification for Coarse and Fine Aggregates from Natural Sources for Concrete”

REFERENCE BOOKS

1. https://books.google.co.in/books/about/ELEMENTS_OF_CIVIL_ENGINEERING_AND_ENGINE.html?id=1qd2BAAAQBAJ&redir_esc=y
2. https://books.google.co.in/books/about/Elements_of_Civil_Engineering_and_Engine.html?id=jXaGOJAV6Q4C&redir_esc=y

WEB REFERENCES

1. <https://opentextbc.ca/geology/chapter/2-3-mineral-groups/>
2. [https://geo.libretexts.org/Courses/Lumen Learning/Book%3A Earth Science \(Lumen\)/03%3A Minerals/3.05%3A Minerals and Mineral Groups](https://geo.libretexts.org/Courses/Lumen_Learning/Book%3A_Earth_Science_(Lumen)/03%3A_Minerals/3.05%3A_Minerals_and_Mineral_Groups)
3. <https://www.vedantu.com/geography/petrology>
4. <https://www.indiabix.com/civil-engineering/concrete-technology/discussion-1319>

E -TEXT BOOKS

1. <https://www.pdfdrive.com/nature-guide-rocks-and-minerals-e186582628.html>
2. <https://www.pdfdrive.com/nature-guide-rocks-and-minerals-e186582628.html>

MOOCS Course

1. <https://archive.nptel.ac.in/courses/105/102/105102012/>
2. <https://archive.nptel.ac.in/content/storage2/courses/105103097/web/exp-2-final/s1.htm>

St. Matrin's Engineering College



St. Martin's Engineering College

UGC Autonomous

NBA & NAAC A+ Accredited

Dhulapally, Secunderabad-500 100

www.smec.ac.in



APPLIED PHYSICS LABORATORY

I B. TECH- I SEMESTER (R 22)

Course Code	Category	Hours / Week			Credits	Maximum Marks		
		L	T	P		CIE	SEE	Total
AP103BS	B. Tech	0	0	3	1.5	40	60	100

COURSE OBJECTIVES

The objectives of this course for the student to

1. Capable of handling instruments related to the Hall effect and photoelectric effect experiments and their measurements.
2. Understand the characteristics of various devices such as PN junction diode, Zener diode, BJT, LED, solar cell, lasers and optical fiber and measurement of energy gap and resistivity of semiconductor materials.
3. Able to measure the characteristics of dielectric constant of a given material.
4. Study the behavior of B-H curve of ferromagnetic materials.
5. Understanding the method of least squares fitting.

COURSE OUTCOMES

Upon successful completion of the course, the student is able

1. Know the determination of the Planck's constant using Photo electric effect and identify the material whether it is n-type or p-type by Hall experiment.
2. Appreciate quantum physics in semiconductor devices and optoelectronics.
3. Gain the knowledge of applications of dielectric constant.
4. Understand the variation of magnetic field and behavior of hysteresis curve.
5. Carried out data analysis.

LIST OF EXPERIMENTS

1. Determination of work function and Planck's constant using photoelectric effect.
2. Determination of Hall co-efficient and carrier concentration of a given semiconductor.
3. Characteristics of series and parallel LCR circuits.
4. V-I characteristics of a p-n junction diode and Zener diode
5. Input and output characteristics of BJT (CE, CB & CC configurations)
6. a) V-I and L-I characteristics of light emitting diode (LED)
b) V-I Characteristics of solar cell
7. Determination of Energy gap of a semiconductor.
8. Determination of the resistivity of semiconductor by two probe method.
9. Study B-H curve of a magnetic material.
10. Determination of dielectric constant of a given material
11. a) Determination of the beam divergence of the given LASER beam
b) Determination of Acceptance Angle and Numerical Aperture of an optical fiber.
12. Understanding the method of least squares – torsional pendulum as an example.

Note: Any 8 experiments are to be performed

REFERENCE BOOK

1. S. Balasubramanian, M.N. Srinivasan "A Text book of Practical Physics"- S ChandPublishers, 2017.

WEB REFERENCES

1. Fundamental concepts of semi conductors: <https://nptel.ac.in/courses/115102025/>
2. Semi conductor Optoelectronics: <https://nptel.ac.in/courses/115102103/>

E -TEXT BOOKS

1. <http://www.lehman.edu/faculty/kabat/F2019-166168.pdf>
2. <https://www.scribd.com/doc/143091652/ENGINEERING-PHYSICS-LAB-MANUAL>

MOOCS COURSE


1. https://swayam.gov.in/nd1_noc19_ph13/preview
2. <https://alison.com/courses?&category=physics>

St. Matrin's Engineering College



St. Martin's Engineering College

UGC Autonomous
NBA & NAAC A+ Accredited
Dhulapally, Secunderabad-500 100
www.smec.ac.in



ENGLISH LANGUAGE AND COMMUNICATION SKILLS LABORATORY

I B. TECH- I SEMESTER (R 22)

Course Code	Category	Hours / Week			Credits	Maximum Marks		
		L	T	P	C	CIE	SEE	Total
EN105HS	B. Tech	0	0	2	1	40	60	100

The English Language and Communication Skills (ELCS) Lab focuses on the production and practice of sounds of language and familiarizes the students with the use of English in everyday situations both in formal and informal contexts.

COURSE OBJECTIVES

The objectives of this course for the student to

1. To facilitate computer-assisted multi-media instruction enabling individualized and independent language learning
2. To sensitize the students to the nuances of English speech sounds, word accent, intonation and rhythm
3. To bring about a consistent accent and intelligibility in students' pronunciation of English by providing an opportunity for practice in speaking
4. To improve the fluency of students in spoken English and neutralize the impact of dialects.
5. To train students to use language appropriately for public speaking, group discussions and interviews

COURSE OUTCOMES

Upon successful completion of the course, the student is able

1. Understand the nuances of English language through audio- visual experience and group activities
2. Neutralize their accent for intelligibility
3. Speak with clarity and confidence which in turn enhances their employability skills

SYLLABUS:

English Language and Communication Skills Lab (ELCS) shall have two parts:

- a. Computer Assisted Language Learning (CALL) Lab
- b. Interactive Communication Skills (ICS) Lab

LISTENING SKILLS:

Objectives

1. To enable students develop their listening skills so that they may appreciate the role in the LSRW skills approach to language and improve their pronunciation
2. To equip students with necessary training in listening, so that they can comprehend the speech of people of different backgrounds and regions.

Students should be given practice in listening to the sounds of the language, to be able to recognize them and find the distinction between different

sounds, to be able to mark stress and recognize and use the right intonation in sentences.

- Listening for general content
- Listening to fill up information
- Intensive listening
- Listening for specific information

SPEAKING SKILLS:

Objectives

1. To involve students in speaking activities in various contexts
 2. To enable students express themselves fluently and appropriately in social and professional contexts
- Oral practice
 - Describing objects/situations/people
 - Role play – Individual/Group activities
 - Just A Minute (JAM) Sessions

The following course content is prescribed for the English Language and Communication Skills Lab

EXERCISE – I

CALL Lab:

Understand: Listening Skill- Its importance – Purpose- Process- Types- Barriers- Effective Listening. Practice: Introduction to Phonetics – Speech Sounds – Vowels and Consonants – Minimal Pairs- Consonant Clusters- Past Tense Marker and Plural Marker- Testing Exercises

ICS Lab:

Understand: Spoken vs. Written language- Formal and Informal English. Practice: Ice-Breaking Activity and JAM Session- Situational Dialogues – Greetings – Taking Leave – Introducing Oneself and Others.

EXERCISE – II

CALL Lab:

Understand: Structure of Syllables – Word Stress– Weak Forms and Strong Forms – Stress pattern in sentences – Intonation. Practice: Basic Rules of Word Accent - Stress Shift - Weak Forms and Strong Forms- Stress pattern in sentences – Intonation - Testing Exercises

ICS Lab:

Understand: Features of Good Conversation – Strategies for Effective Communication. Practice: Situational Dialogues – Role Play- Expressions in Various Situations – Making Requests and Seeking Permissions - Telephone Etiquette

EXERCISE – III

CALL Lab:

Understand: Errors in Pronunciation-Neutralising Mother Tongue Interference (MTI). Practice: Common Indian Variants in Pronunciation – Differences between British and American Pronunciation -Testing Exercises

ICS Lab:

Understand: Descriptions- Narrations- Giving Directions and Guidelines – Blog Writing Practice: Giving Instructions – Seeking Clarifications – Asking for and Giving Directions – Thanking and Responding – Agreeing and Disagreeing – Seeking and Giving Advice – Making Suggestions.

EXERCISE – IV

CALL Lab:

Understand: Listening for General Details.

Practice: Listening Comprehension Tests - Testing Exercises

ICS Lab:

Understand: Public Speaking – Exposure to Structured Talks - Non-verbal Communication- Presentation Skills.

Practice: Making a Short Speech – Extempore- Making a Presentation.

EXERCISE – V

CALL Lab:

Understand: Listening for Specific Details.

Practice: Listening Comprehension Tests -Testing Exercises

ICS Lab:

Understand: Group Discussion

Practice: Group Discussion

MINIMUM REQUIREMENT OF INFRASTRUCTURAL FACILITIES FOR ELCS LAB:

1. Computer Assisted Language Learning (CALL) Lab:

The Computer Assisted Language Learning Lab has to accommodate 40 students with 40 systems, with one Master Console, LAN facility and English language learning software for self- study by students.

System Requirement (Hardware component):

Computer network with LAN facility (minimum 40 systems with multimedia) with the following specifications:

- i) Computers with Suitable Configuration
- ii) High Fidelity Headphones

2. Interactive Communication Skills (ICS) Lab :

The Interactive Communication Skills Lab: A Spacious room with movable chairs and audio- visual aids with a Public Address System, a T. V. or LCD, a digital stereo –audio & video system and camcorder etc.

Source of Material (Master Copy):

- *Exercises in Spoken English. Part 1, 2, 3.* CIEFL and Oxford University Press

Note: Teachers are requested to make use of the master copy and get it tailor-made to suit the contents of the syllabus.

SUGGESTED SOFTWARE

- Cambridge Advanced Learners' English Dictionary with CD.
- Grammar Made Easy by Darling Kindersley.
- Punctuation Made Easy by Darling Kindersley.
- Oxford Advanced Learner's Compass, 10th Edition.
- English in Mind (Series 1-4), Herbert Puchta and Jeff Stranks with Meredith Levy, Cambridge.
- English Pronunciation in Use (Elementary, Intermediate, Advanced) Cambridge University Press.
- English Vocabulary in Use (Elementary, Intermediate, Advanced) Cambridge University Press.
- TOEFL & GRE (KAPLAN, AARCO & BARRONS, USA, Cracking GRE by CLIFFS).
- Digital All
- Orell Digital Language Lab (Licensed Version)

REFERENCE BOOKS

1. English Language Communication Skills (2022) – Lab Manual cum Workbook. Cengage Learning India Pvt. Ltd.
2. Shobha, KN & Rayen, J. Lourdes. (2019). Communicative English – A workbook. Cambridge University Press
3. Kumar, Sanjay & Lata, Pushp. (2019). Communication Skills: A Workbook. Oxford University Press
4. Board of Editors. (2016). ELCS Lab Manual: A Workbook for CALL and ICS Lab Activities. Orient Black Swan Pvt. Ltd.
5. Mishra, Veerendra et al. (2020). English Language Skills: A Practical Approach. Cambridge University Press

WEB REFERENCES

1. <https://www.asha.org/PRPSpecificTopic.aspx?folderid=8589935321§ion=References>
2. <https://www.englishlab.co.in/blog/types-of-communication-skills-lab-english-language-lab/>

E -TEXT BOOKS

1. <https://www.pdfdrive.com/basic-english-grammar-for-english-language-learners-basic-english-grammar-for-english-language-learners-e158730664.html>
2. <https://www.pdfdrive.com/english-language-communication-skills-e53852464.html>

MOOCS COURSE

1. <https://www.coursera.org/specializations/improve-english>
2. <https://www.edx.org/professional-certificate/upvalencjax-upper-intermediate-english>

St. Matrin's Engineering College



St. Martin's Engineering College

UGC Autonomous

NBA & NAAC A+ Accredited

Dhulapally, Secunderabad-500 100

www.smec.ac.in



C PROGRAMMING AND DATA STRUCTURES LABORATORY

I B. TECH - I SEMESTER (R 22)

Course Code	Programme	Hours /Week			Credits	Maximum Marks		
		L	T	P		C	CIE	SEE
CS103ES	B. Tech	0	0	2	1	40	60	100

COURSE OBJECTIVES:

To train students

1. To work with an IDE to create, edit, compile, run and debug programs
2. To analyze the various steps in program development.
3. To develop programs to solve basic problems by understanding basic concepts in C like operators, control statements etc.
4. To develop modular, reusable and readable C Programs using the concepts like functions, arrays etc.
5. To write programs using the Dynamic Memory Allocation concept.
6. To create, read from and write to text and binary files

COURSE OUTCOMES:

Upon successful completion of the course, student will be able to

1. formulate the algorithms for simple problems
2. translate given algorithms to a working and correct program
3. correct syntax errors as reported by the compilers
4. identify and correct logical errors encountered during execution
5. represent and manipulate data with arrays, strings and structures
6. use pointers of different types
7. create, read and write to and from simple text and binary files
8. modularize the code with functions so that they can be reused

LIST OF EXPERIMENTS:

Practice sessions:

- a. Write a simple program that prints the results of all the operators available in C (including pre/post increment, bitwise and/or/not, etc.). Read required operand values from standard input.
- b. Write a simple program that converts one given data type to another using auto conversion and casting. Take the values from standard input.

Simple numeric problems:

- a. Write a program for finding the max and min from the three numbers.
- b. Write the program for the simple, compound interest.
- c. Write a program that declares Class awarded for a given percentage of marks, where mark <40%= Failed, 40% to <60% = Second class, 60% to <70%=First class, >= 70% = Distinction. Read percentage from standard input.

- d. Write a program that prints a multiplication table for a given number and the number of rows in the table. For example, for a number 5 and rows = 3, the output should be:
- e. $5 \times 1 = 5$
- f. $5 \times 2 = 10$
- g. $5 \times 3 = 15$
- h. Write a program that shows the binary equivalent of a given positive number between 0 to 255.

Expression Evaluation:

- a. A building has 10 floors with a floor height of 3 meters each. A ball is dropped from the top of the building. Find the time taken by the ball to reach each floor. (Use the formula $s = ut + (1/2)at^2$ where u and a are the initial velocity in m/sec ($= 0$) and acceleration in m/sec^2 ($= 9.8 m/s^2$)).
- b. Write a C program, which takes two integer operands and one operator from the user, performs the operation and then prints the result. (Consider the operators $+$, $-$, $*$, $/$, $\%$ and use Switch Statement)
- c. Write a program that finds if a given number is a prime number
- d. Write a C program to find the sum of individual digits of a positive integer and test given number is palindrome.
- e. A Fibonacci sequence is defined as follows: the first and second terms in the sequence are 0 and 1. Subsequent terms are found by adding the preceding two terms in the sequence. Write a C program to generate the first n terms of the sequence.
- f. Write a C program to generate all the prime numbers between 1 and n , where n is a value supplied by the user.
- g. Write a C program to find the roots of a Quadratic equation.
- h. Write a C program to calculate the following, where x is a fractional value. i. $1 - x/2 + x^2/4 - x^3/6$
- j. Write a C program to read in two numbers, x and n , and then compute the sum of this geometric progression: $1 + x + x^2 + x^3 + \dots + x^n$. For example: if n is 3 and x is 5, then the program computes $1 + 5 + 25 + 125$.

Arrays, Pointers and Functions:

- a. Write a C program to find the minimum, maximum and average in an array of integers.
- b. Write a function to compute mean, variance, Standard Deviation, sorting of n elements in a single dimension array.
- c. Write a C program that uses functions to perform the following:
- d. Addition of Two Matrices
- e. Multiplication of Two Matrices
- f. Transpose of a matrix with memory dynamically allocated for the new matrix as row and column counts may not be the same.
- g. Write C programs that use both recursive and non-recursive functions
- h. To find the factorial of a given integer.
- i. To find the GCD (greatest common divisor) of two given integers.
- j. To find x^n
- k. Write a program for reading elements using a pointer into an array and display the values using the array.
- l. Write a program for display values reverse order from an array using a pointer.
- m. Write a program through a pointer variable to sum of n elements from an array.

Files:

- Write a C program to display the contents of a file to standard output device.
- Write a C program which copies one file to another, replacing all lowercase characters with their uppercase equivalents.
- Write a C program to count the number of times a character occurs in a text file. The file name and the character are supplied as command line arguments.
- Write a C program that does the following:
It should first create a binary file and store 10 integers, where the file name and 10 values are given in the command line. (hint: convert the strings using atoi function)
Now the program asks for an index and a value from the user and the value at that index should be changed to the new value in the file. (hint: use fseek function)
The program should then read all 10 values and print them back.
- Write a C program to merge two files into a third file (i.e., the contents of the first file followed by those of the second are put in the third file).

Strings:

- Write a C program to convert a Roman numeral ranging from I to L to its decimal equivalent.
- Write a C program that converts a number ranging from 1 to 50 to Roman equivalent.
- Write a C program that uses functions to perform the following operations:
- To insert a sub-string into a given main string from a given position.
- To delete n Characters from a given position in a given string.
- Write a C program to determine if the given string is a palindrome or not (Spelled same in both directions with or without a meaning like madam, civic, noon, abcba, etc.)
- Write a C program that displays the position of a character ch in the string S or -1 if S doesn't contain ch.
- Write a C program to count the lines, words and characters in a given text.

Miscellaneous:

- Write a menu driven C program that allows a user to enter n numbers and then choose between finding the smallest, largest, sum, or average. The menu and all the choices are to be functions. Use a switch statement to determine what action to take. Display an error message if an invalid choice is entered.
- Write a C program to construct a pyramid of numbers as follows:

```
1           *           1           1           *
1 2        * *        2 3         2 2         * *
1 2 3      * * *      4 5 6       3 3 3       * *
                                     *
                                     4 4 4 4   * *
                                     *
```

Sorting and Searching:

- Write a C program that uses non recursive function to search for a Key value in a given list of integers using linear search method.
- Write a C program that uses non recursive function to search for a Key value in a given sorted list of integers using binary search method.
- Write a C program that implements the Bubble sort method to sort a given list of integers in ascending order.
- Write a C program that sorts the given array of integers using selection sort in descending order.

- h. Write a C program that sorts the given array of integers using insertion sort in ascending order
- i. Write a C program that sorts a given array of names

TEXTBOOKS:

1. Jeri R. Hanly and Elliot B.Koffman, Problem solving and Program Design in C 7th Edition, Pearson
2. B.A. Forouzan and R.F. Gilberg C Programming and Data Structures, Cengage Learning, (3rdEdition)

REFERENCE BOOKS:

1. Brian W. Kernighan and Dennis M. Ritchie, The C Programming Language, PHI
2. E. Balagurusamy, Computer fundamentals and C, 2nd Edition, McGraw-Hill
3. Yashavant Kanetkar, Let Us C, 18th Edition, BPB
4. R.G. Dromey, How to solve it by Computer, Pearson (16th Impression)
5. Programming in C, Stephen G. Kochan, Fourth Edition, Pearson Education.
6. Herbert Schildt, C: The Complete Reference, Mc Graw Hill, 4th Edition
7. Byron Gottfried, Schaum's Outline of Programming with C, McGraw-Hill

WEB REFERENCES

1. <https://www.tutorialspoint.com/cprogramming/>
2. <https://www.tutorialspoint.com/cplusplus/>
3. <https://www.cprogramming.com/tutorial/c-tutorial.html>

E -TEXTBOOKS

1. <https://www.amazon.com/Problem-Solving-Program-Design-7th/dp/0132936496>
2. <https://www.goodreads.com/book/show/36011306-c-programming-data-structures-for-jntu-with-cd>

MOOCSCOURSE

1. nptel.ac.in/courses/106105085/4
2. <https://www.quora.com/Are-IIT-NPTEL-videos-good-to-learn-basic-C-programming>



St. Martin's Engineering College

UGC Autonomous
NBA & NAAC A+ Accredited
Dhulapally, Secunderabad-500 100
www.smec.ac.in



ENVIRONMENTAL SCIENCE

I B. TECH- I SEMESTER (R 22)

Course Code	Category	Hours / Week			Credits	Maximum Marks		
		L	T	P		C	CIE	SEE
*CH109MC	B. Tech	3	0	0	0	40	60	100

COURSE OBJECTIVES

To learn

1. Understanding the importance of ecological balance for sustainable development.
2. Understanding the impacts of developmental activities and mitigation measures.
3. Understanding the environmental policies and regulations

COURSE OUTCOMES

Upon successful completion of the course, the student is able to

1. Based on this course, the Engineering graduate will understand /evaluate / develop technologies on the basis of ecological principles and environmental regulations which in turn helps in sustainable development.

UNIT-I	ECOSYSTEMS	Classes:10
Definition, Scope, and Importance of ecosystem. Classification, structure, and function of an ecosystem, Food chains, food webs, and ecological pyramids. Flow of energy, Biogeochemical cycles, Bioaccumulation, Biomagnification, ecosystem value, services and carrying capacity, Field visits.		
UNIT-II	NATURAL RESOURCES:	Classes:10
Classification Of Resources: Living and Non-Living resources, water resources: use and over utilization of surface and ground water, floods and droughts, Dams: benefits and problems. Mineral resources: use and exploitation, environmental effects of extracting and using mineral resources, Land resources: Forest resources, Energy resources: growing energy needs, renewable and non-renewable energy sources, use of alternate energy source, case studies.		
UNIT-III	BIODIVERSITY AND BIOTIC RESOURCES	Classes:10
Introduction, Definition, genetic, species and ecosystem diversity. Value of biodiversity; consumptive use, productive use, social, ethical, aesthetic and optional values. India as a mega diversity nation, Hot spots of biodiversity. Field visit. Threats to biodiversity: habitat loss, poaching of wildlife, man-wildlife conflicts; conservation of biodiversity: In- Situ and Ex-situ conservation. National Biodiversity act.		
UNIT-IV	ENVIRONMENTAL POLLUTION AND CONTROL TECHNOLOGIES	Classes:10
Environmental Pollution: Classification of pollution, Air Pollution: Primary and secondary pollutants, Automobile and Industrial pollution, Ambient air quality standards. Water pollution: Sources and types of pollution, drinking water quality standards. Soil Pollution: Sources and types, Impacts of modern agriculture, degradation of soil. Noise Pollution: Sources and Health hazards, standards, Solid waste: Municipal Solid Waste management, composition and characteristics of e-Waste and its management. Pollution control technologies: Wastewater Treatment methods: Primary, secondary and Tertiary.		

Overview of air pollution control technologies, Concepts of bioremediation. **Global Environmental Issues and Global Efforts:** Climate change and impacts on human environment. Ozone depletion and Ozone depleting substances (ODS). Deforestation and desertification. International conventions / Protocols: Earth summit, Kyoto protocol, and Montréal Protocol. NAPCC-GoI Initiatives.

UNIT-V

ENVIRONMENTAL POLICY, LEGISLATION & EIA

Classes: 10

Environmental Protection act, Legal aspects Air Act- 1981, Water Act, Forest Act, Wild life Act, Municipal solid waste management and handling rules, biomedical waste management and handling rules, hazardous waste management and handling rules. EIA: EIA structure, methods of baseline data acquisition. Overview on Impacts of air, water, biological and Socio-economical aspects. Strategies for risk assessment, Concepts of Environmental Management Plan (EMP). **Towards Sustainable Future:** Concept of Sustainable Development Goals, Population and its explosion, Crazy Consumerism, Environmental Education, Urban Sprawl, Human health, Environmental Ethics, Concept of Green Building, Ecological Foot Print, Life Cycle assessment (LCA), Low carbon life style.

TEXT BOOKS

1. Textbook of Environmental Studies for Undergraduate Courses by Erach Bharucha for University Grants Commission.
2. Environmental Studies by R. Rajagopalan, Oxford University Press.

REFERENCE BOOKS

1. Environmental Science: towards a sustainable future by Richard T. Wright. 2008 PHL Learning Private Ltd. New Delhi.
2. Environmental Engineering and science by Gilbert M. Masters and Wendell P. Ela. 2008 PHILearning Pvt. Ltd.
3. Environmental Science by Daniel B. Botkin & Edward A. Keller, Wiley INDIA edition.
4. Environmental Studies by Anubha Kaushik, 4th Edition, New age international publishers.
5. Text book of Environmental Science and Technology - Dr. M. Anji Reddy 2007, BS Publications.
6. Introduction to Environmental Science by Y. Anjaneyulu, BS. Publications.

WEB REFERENCES

1. <https://education.nationalgeographic.org/resource/ecosystem>
2. <https://byjus.com/chemistry/natural-resources-pdf/>

E –TEXTBOOKS

1. <https://www.pdfdrive.com/biodiversity-inventories-in-high-gear-dna-barcoding-facilitates-a-rapid-biotic-survey-of-a-temperate-d149274581.html>
2. <https://www.pdfdrive.com/pollution-causes-effects-and-control-e159560577.html>

MOOCS COURSE

1. <https://nptel.ac.in/courses/120108004>
2. <https://archive.nptel.ac.in/content/storage2/courses/122102006/mod1/Overview%20of%20ecology.htm>



St. Martin's Engineering College

UGC Autonomous

NBA & NAAC A+ Accredited

Dhulapally, Secunderabad-500 100

www.smec.ac.in



ORDINARY DIFFERENTIAL EQUATIONS AND VECTOR CALCULUS

I B. TECH- II SEMESTER (R 22)								
Course Code	Category	Hours / Week			Credits	Maximum Marks		
MA201BS	B. Tech	L	T	P	C	CIE	SEE	Total
		3	1	0	4	40	60	100

COURSE OBJECTIVES

To learn

1. Methods of solving the differential equations of first and higher order.
2. Concept, properties of Laplace transforms
3. Solving ordinary differential equations using Laplace transforms techniques.
4. The physical quantities involved in engineering field related to vector valued functions
5. The basic properties of vector valued functions and their applications to line, surface and volume integrals

COURSE OUTCOMES

Upon successful completion of the course, the student is able to

1. Identify whether the given differential equation of first order is exact or not
2. Solve higher differential equation and apply the concept of differential equation to real world problems.
3. Use the Laplace transforms techniques for solving ODE's.
4. Evaluate the line, surface and volume integrals and converting them from one to another

UNIT-I	FIRST ORDER ODE	Classes: 10
Exact differential equations, Equations reducible to exact differential equations, linear and Bernoulli's equations, Orthogonal Trajectories (only in Cartesian Coordinates). Applications: Newton's law of cooling, Law of natural growth and decay.		
UNIT-II	ORDINARY DIFFERENTIAL EQUATIONS OF HIGHER ORDER	Classes: 10
Second order linear differential equations with constant coefficients: Non-Homogeneous terms of the type e^{ax} , $\sin ax$, $\cos ax$, polynomials in x , $e^{ax}V(x)$ and $x V(x)$, method of variation of parameters, Equations reducible to linear ODE with constant coefficients: Legendre's equation, Cauchy-Euler equation. Applications: Electric Circuits		
UNIT-III	LAPLACE TRANSFORMS	Classes: 10
Laplace Transforms: Laplace Transform of standard functions, First shifting theorem, Second shifting theorem, Unit step function, Dirac delta function, Laplace transforms of functions when they are multiplied and divided by 't', Laplace transforms of derivatives and integrals of function, Evaluation of integrals by Laplace transforms, Laplace transform of periodic functions, Inverse Laplace transform by different methods, convolution theorem (without proof). Applications: solving Initial value problems by Laplace Transform method.		

UNIT-IV	VECTOR DIFFERENTIATION	Classes: 10
Vector point functions and scalar point functions, Gradient, Divergence and Curl, Directional derivatives, Tangent plane and normal line, Vector Identities, Scalar potential functions, Solenoidal and Irrotational vectors.		
UNIT-V	VECTOR INTEGRATION	Classes: 10
Line, Surface and Volume Integrals, Theorems of Green, Gauss and Stokes (without proofs) and their applications.		
TEXT BOOKS		
<ol style="list-style-type: none"> 1. B.S. Grewal, Higher Engineering Mathematics, Khanna Publishers, 36th Edition, 2010. 2. R.K. Jain and S.R.K. Iyengar, Advanced Engineering Mathematics, Narosa Publications, 5th Edition, 2016. 		
REFERENCE BOOKS		
<ol style="list-style-type: none"> 1. Dr. D. Ranadheer Reddy, Dr. S. Someshwar & Mrs. M. Jhansi Lakshmi, Advanced Calculus for Engineers, M/s Students Helpline Publishing House Pvt. Ltd, First Edition-2020. 2. Erwin Kreyszig, Advanced Engineering Mathematics, 9th Edition, John Wiley & Sons, 2006. 3. G.B. Thomas and R.L. Finney, Calculus and Analytic geometry, 9th Edition, Pearson, Reprint, 2002. 4. H. K. Dass and Er. Rajnish Verma, Higher Engineering Mathematics, S Chand and Company Limited, New Delhi. 5. N.P. Bali and Manish Goyal, A text book of Engineering Mathematics, Laxmi Publications, Reprint, 2008. 		
WEB REFERENCES		
<ol style="list-style-type: none"> 1. https://www.efunda.com/math/gamma/index.cfm 2. https://www.mathworld.wolfram.com/ 3. https://www.efunda.com/math/laplace_transform/index.cfm?search_string=laplace%20transforms 		
E -TEXT BOOKS		
<ol style="list-style-type: none"> 1. https://www.e-booksdirectory.com/listing.php?category=4 2. https://www.e-booksdirectory.com/details.php?ebook=10830 		
MOOCS COURSE		
<ol style="list-style-type: none"> 1. https://archive.nptel.ac.in/content/storage2/courses/122104018/node69.html 2. https://archive.nptel.ac.in/courses/111/106/111106139/ 3. https://onlinecourses.nptel.ac.in/noc22_ma75/preview 		



St. Martin's Engineering College

UGC Autonomous

NBA & NAAC A+ Accredited

Dhulapally, Secunderabad-500 100

www.smeac.ac.in



ENGINEERING CHEMISTRY

I B. TECH- II SEMESTER (R 22)

Course Code	Category	Hours / Week			Credits	Maximum Marks		
		L	T	P		CIE	SEE	Total
CH202BS	B. Tech	3	1	0	4	40	60	100

COURSE OBJECTIVES

To learn

1. To bring adaptability to new developments in Engineering Chemistry and to acquire the skills required to become a perfect engineer.
2. To include the importance of water in industrial usage, fundamental aspects of battery chemistry, significance of corrosion it's control to protect the structures.
3. To imbibe the basic concepts of petroleum and its products.
4. To acquire required knowledge about engineering materials like cement, smart materials and Lubricants.

COURSE OUTCOMES

Upon successful completion of the course, the student is able to

1. Students will acquire the basic knowledge of electrochemical procedures related to corrosion and its control.
2. The students are able to understand the basic properties of water and its usage in domestic and industrial purposes.
3. They can learn the fundamentals and general properties of polymers and other engineering materials.
4. They can predict potential applications of chemistry and practical utility in order to become good engineers and entrepreneurs.

UNIT-I	WATER AND ITS TREATMENT	Classes: 10
<p>Introduction to hardness of water – Estimation of hardness of water by complexometric method and related numerical problems. Potable water and its specifications - Steps involved in the treatment of potable water - Disinfection of potable water by chlorination and break - point chlorination. Defluoridation - Determination of F⁻ ion by ion- selective electrode method. Boiler troubles: Sludges, Scales and Caustic embrittlement. Internal treatment of Boiler feed water - Calgon conditioning - Phosphate conditioning - Colloidal conditioning, External treatment methods - Softening of water by ion- exchange processes. Desalination of water – Reverse osmosis.</p>		
UNIT-II	BATTERY CHEMISTRY & CORROSION	Classes: 10
<p>Introduction - Classification of batteries- primary, secondary and reserve batteries with examples. Basic requirements for commercial batteries. Construction, working and applications of: Zn-air and Lithium ion battery, Applications of Li-ion battery to electrical vehicles. Fuel Cells- Differences between battery and a fuel cell, Construction and applications of Methanol Oxygen fuel cell and Solid oxide fuel cell. Solar cells - Introduction and applications of Solar cells.</p> <p>Corrosion: Causes and effects of corrosion – theories of chemical and electrochemical corrosion – mechanism of electrochemical corrosion, Types of corrosion: Galvanic, water-line and pitting corrosion. Factors affecting rate of corrosion, Corrosion control methods- Cathodic protection – Sacrificial anode and impressed current methods.</p>		

UNIT-III	POLYMERIC MATERIALS	Classes: 10
<p>Definition – Classification of polymers with examples – Types of polymerization – addition (free radical addition) and condensation polymerization with examples – Nylon 6:6, Terylene Plastics: Definition and characteristics- thermoplastic and thermosetting plastics, Preparation, Properties and engineering applications of PVC and Bakelite, Teflon, Fiber reinforced plastics (FRP). Rubbers: Natural rubber and its vulcanization.</p> <p>Elastomers: Characteristics –preparation – properties and applications of Buna-S, Butyl and Thiokol rubber.</p> <p>Conducting polymers: Characteristics and Classification with examples-mechanism of conduction in trans-polyacetylene and applications of conducting polymers.</p> <p>Biodegradable polymers: Concept and advantages - Polylactic acid and poly vinyl alcohol and their applications.</p>		
UNIT-IV	ENERGY SOURCES	Classes: 10
<p>Introduction, Calorific value of fuel – HCV, LCV- Dulong's formula. Classification- solid fuels: coal – analysis of coal – proximate and ultimate analysis and their significance. Liquid fuels – petroleum and its refining, cracking types – moving bed catalytic cracking. Knocking – octane and cetane rating, synthetic petrol - Fischer-Tropsch's process; Gaseous fuels – composition and uses of natural gas, LPG and CNG, Biodiesel – Transesterification, advantages.</p>		
UNIT-V	ENGINEERING MATERIALS	Classes: 12
<p>Cement: Portland cement, its composition, setting and hardening. Smart materials and their engineering applications</p> <p>Shape memory materials- Poly L- Lactic acid. Thermoresponse materials- Polyacryl amides, Poly vinyl amides</p> <p>Lubricants: Classification of lubricants with examples-characteristics of a good lubricants - mechanism of lubrication (thick film, thin film and extreme pressure)- properties of lubricants: viscosity, cloud point, pour point, flash point and fire point.</p>		
TEXT BOOKS		
<ol style="list-style-type: none"> 1. Engineering Chemistry by P.C. Jain and M. Jain, Dhanpatrai Publishing Company, 2010 2. Engineering Chemistry by Rama Devi, Venkata Ramana Reddy and Rath, Cengage learning, 2016 3. A text book of Engineering Chemistry by M. Thirumala Chary, E. Laxminarayana and K. Shashikala, Pearson Publications, 2021. 4. Text book of Engineering Chemistry by Jaya Shree Anireddy, Wiley Publications. 		
REFERENCE BOOKS		
<ol style="list-style-type: none"> 1. Engineering Chemistry by Shikha Agarwal, Cambridge University Press, Delhi (2015) 2. Engineering Chemistry by Shashi Chawla, Dhanpatrai and Company (P) Ltd. Delhi (2011) 3. Engineering Chemistry by A. Aditya Prasad, S. Hemambika and N. V. V. Panduranga Rao, Spectrum Medico Plus Pharma Publishers., Hyderabad, 1st edition (2020) 4. Engineering Chemistry by Thirumala Chary Laxminarayana, Shashikala, Pearson Publications (2020) 		
WEB REFERENCES		
<ol style="list-style-type: none"> 1. https://www.wileyindia.com/engineering-chemistry-as-per-aicte.html 2. https://www.wileyindia.com/wiley-engineering-chemistry-second-edition.html 3. https://www.wyzant.com/resources/lessons/science/chemistry 4. http://www.chem1.com/acad/webtext/virtualtextbook.html 		
E –TEXTBOOKS		
<ol style="list-style-type: none"> 1. https://www.pdfdrive.com/engineering-chemistry-e33546326.html 2. https://www.pdfdrive.com/engineering-chemistry-fundamentals-and-applications-2nd-edition-e191456798.html 3. https://www.pdfdrive.com/engineering-chemistry-e48867824.html 		

MOOCS COURSE
1. https://nptel.ac.in/courses/122101001
2. https://nptel.ac.in/courses/105106205

St. Matrin's Engineering College



St. Martin's Engineering College

UGC Autonomous

NBA & NAAC A+ Accredited

Dhulapally, Secunderabad-500 100

www.smec.ac.in



COMPUTER AIDED ENGINEERING GRAPHICS

I B. TECH - II SEMESTER (R 22)								
Course Code	Programme	Hours / Week			Credits	Maximum Marks		
		L	T	P		C	CIE	SEE
ME208ES	B. Tech	1	0	4	3	40	60	100
<p>COURSE OBJECTIVES</p> <ol style="list-style-type: none"> To develop the ability of visualization of different objects through technical drawings To acquire computer drafting skill for communication of concepts, ideas in the design of engineering products <p>COURSE OUTCOMES</p> <p>At the end of the course, the student will be able to:</p> <ol style="list-style-type: none"> Apply computer aided drafting tools to create 2D and 3D objects sketch conics and different types of solids Appreciate the need of Sectional views of solids and Development of surfaces of solids Read and interpret engineering drawings Conversion of orthographic projection into isometric view and vice versa manually and by using computer aided drafting 								
UNIT-I	INTRODUCTION TO ENGINEERING GRAPHICS						Classes: 15	
Principles of Engineering Graphics and their Significance, Scales – Plain & Diagonal, Conic Sections including the Rectangular Hyperbola – General method only. Cycloid, Epicycloid and Hypocycloid, Introduction to Computer aided drafting – views, commands and conics								
UNIT-II	ORTHOGRAPHIC PROJECTIONS						Classes: 15	
Principles of Orthographic Projections – Conventions – Projections of Points and Lines, Projections of Plane regular geometric figures. Auxiliary Planes. Computer aided orthographic projections – points, lines and planes								
UNIT-III	PROJECTIONS OF REGULAR SOLIDS						Classes:15	
Projections of Regular Solids – Auxiliary Views - Sections or Sectional views of Right Regular Solids – Prism, Cylinder, Pyramid, Cone – Auxiliary views, Computer aided projections of solids – sectional views								
UNIT-IV	DEVELOPMENT OF SURFACES OF RIGHT REGULAR SOLIDS						Classes: 15	
Development of Surfaces of Right Regular Solids – Prism, Cylinder, Pyramid and Cone, Development of surfaces using computer aided drafting								

UNIT-V	ISOMETRIC PROJECTIONS	Classes: 10
Principles of Isometric Projection – Isometric Scale – Isometric Views – Conventions – Isometric Views of Lines, Plane Figures, Simple and Compound Solids – Isometric Projection of objects having non- isometric lines. Isometric Projection of Spherical Parts. Conversion of Isometric Views to Orthographic Views and Vice-versa –Conventions. Conversion of orthographic projection into isometric view using computer aided drafting.		
TEXT BOOKS		
<ol style="list-style-type: none"> 1. Engineering Drawing N.D. Bhatt / Charotar 2. Engineering Drawing and graphics Using AutoCAD Third Edition, T. Jeyapoovan, Vikas: S. Chand and company Ltd. 		
REFERENCE BOOKS		
<ol style="list-style-type: none"> 1. Engineering Drawing, Basant Agrawal and C M Agrawal, Third Edition McGraw Hill 2. Engineering Graphics and Design, WILEY, Edition 2020 3. Engineering Drawing, M. B. Shah, B.C. Rane / Pearson. 4. Engineering Drawing, N. S. Parthasarathy and Vela Murali, Oxford 5. Computer Aided Engineering Drawing – K Balaveera Reddy et al – CBS Publishers 		
WEB REFERENCES		
<ol style="list-style-type: none"> 1. http://freevideolectures.com/Course/3420/Engineering-Drawing 2. https://www.slideshare.net/search/slideshow?searchfrom=header&q=engineering+drawing 3. https://www.wiziq.com/tutorials/engineering-drawing 4. http://road.issn.org/issn/2344-4681-journal-of-industrial-design-and-engineering-graphics 		
E –TEXT BOOKS		
<ol style="list-style-type: none"> 1. http://rgpv-ed.blogspot.com/2009/09/development-of-surfaces.html 2. http://www.techdrawingtools.com/12/11201.htm 		
MOOCS COURSE		
<ol style="list-style-type: none"> 1. https://nptel.ac.in/course.php 2. https://swayam.gov.in/explorer 		



St. Martin's Engineering College

UGC Autonomous
NBA & NAAC A+ Accredited
Dhulapally, Secunderabad-500 100
www.smeac.ac.in



APPLIED MECHANICS

I B. TECH- II SEMESTER (R 22)								
Course Code	Category	Hours / Week			Credits	Maximum Marks		
		L	T	P	C	CIE	SEE	Total
ME212ES	B. Tech	3	0	0	3	40	60	100

COURSE OBJECTIVES

To learn

1. Explain the resolution of a system of forces, compute their resultant and solve problems using equations of equilibrium
2. Perform analysis of bodies lying on rough surfaces.
3. Locate the centroid of a body and compute the area moment of inertia and mass moment of inertia of standard and composite sections
4. Explain kinetics and kinematics of particles, projectiles, curvilinear motion, centroidal motion and plane motion of rigid bodies.
5. Explain the concepts of work-energy method and its applications to translation, rotation and plane motion and the concept of vibrations

COURSE OUTCOMES

Upon successful completion of the course, the student is able to

1. Determine resultant of forces acting on a body and analyse equilibrium of a body subjected to a system of forces.
2. Solve problem of bodies subjected to friction.
3. Find the location of centroid and calculate moment of inertia of a given section.
4. Understand the kinetics and kinematics of a body undergoing rectilinear, curvilinear, rotatory motion and rigid body motion.

UNIT-I	INTRODUCTION TO ENGINEERING MECHANICS	Classes: 12
Force Systems: Basic concepts, Particle equilibrium in 2-D & 3-D; Rigid Body equilibrium; System of Forces, Coplanar Concurrent Forces, Components in Space– Resultant- Moment of Forces and its Application; Couples and Resultant of Force System, Equilibrium of System of Forces, Free body diagrams, Equations of Equilibrium of Coplanar Systems and Spatial Systems; Static Indeterminacy.		
UNIT-II	FRICTION	Classes: 12
Types of friction, Limiting friction, Laws of Friction, Static and Dynamic Friction; Motion of Bodies, ladder friction Centroid and Centre of Gravity -Centroid of Lines, Areas and Volumes from first principle, centroid of composite sections; Centre of Gravity and its implications. – Theorem of Pappus.		
UNIT-III	AREA MOMENT OF INERTIA	Classes: 10
Definition, Moment of inertia of plane sections from first principles, Theorems of moment of inertia, Moment of inertia of standard sections and composite sections; Product of Inertia, Parallel Axis Theorem, Perpendicular Axis Theorem. Mass Moment of Inertia: Moment of Inertia of Masses - Transfer Formula for Mass Moments of Inertia– Mass moment of inertia of composite bodies		

UNIT-IV	KINEMATICS OF PARTICLES	Classes: 12
Kinematics of particles – Rectilinear motion – Curvilinear motion – Projectiles. Kinetics of Particles: Kinetics of particles – Newton’s Second Law – Differential equations of rectilinear and curvilinear motion – Dynamic equilibrium – Inertia force – D. Alembert’s Principle applied for rectilinear and curvilinear motion		
UNIT-V	WORK - ENERGY PRINCIPLE	Classes: 10
Equation of translation, principle of conservation of energy, work - energy principle applied to particle motion and connected systems, fixed axis rotation. Impulse – Momentum Principle: Introduction, linear impulse momentum, principle of conservation of linear momentum, elastic impact and types of impact, loss of kinetic energy, co efficient of restitution.		
TEXT BOOKS		
<ol style="list-style-type: none"> 1. Shames and Rao (2006), Engineering Mechanics, Pearson Education 2. Reddy Vijay Kumar K. and J. Suresh Kumar (2010), Singer’s Engineering Mechanics – Statics & Dynamics 		
REFERENCE BOOKS		
<ol style="list-style-type: none"> 1. Timoshenko S.P and Young D.H., “Engineering Mechanics”, McGraw Hill International Edition, 1983. 2. Andrew Pytel, Jaan Kiusalaas, “Engineering Mechanics”, Cengage Learning, 2014. 3. Beer F.P& Johnston E.R Jr. Vector, “Mechanics for Engineers”, TMH, 2004. 4. Hibbeler R. C & Ashok Gupta, “Engineering Mechanics”, Pearson Education, 2010. 5. Tayal A.K., “Engineering Mechanics – Statics & Dynamics”, Umesh Publications, 2011. 6. Basudeb Bhattacharyya, “Engineering Mechanics”, Oxford University Press, 2008. 7. Meriam. J. L., “Engineering Mechanics”, Volume-II Dynamics, John Wiley & Sons, 2008. 8. P.C Dumir et al. “Engineering Mechanics”, University press 		
WEB REFERENCES		
<ol style="list-style-type: none"> 1. https://www.slideshare.net/RameshPanda2/introduction-to-engineering-mechanics-64603632 2. https://pe.gatech.edu/courses/introduction-engineering-mechanics 		
E –TEXTBOOKS		
<ol style="list-style-type: none"> 1. https://www.pdfdrive.com/mechanical-engineers-handbook-vol-1-materials-and-engineering-mechanics-e157883538.html 2. https://www.pdfdrive.com/an-introduction-to-mechanical-engineering-e29993396.html 		
MOOCS COURSE		
<ol style="list-style-type: none"> 1. https://www.coursera.org/learn/engineering-mechanics-statics 2. https://www.classcentral.com/course/statics1-564 3. https://www.udemy.com/course/become-a-mechanics-pro/ 		



St. Martin's Engineering College

UGC Autonomous

NBA & NAAC A+ Accredited

Dhulapally, Secunderabad-500 100

www.smeac.ac.in



SURVEYING

I B. TECH- II SEMESTER (R 22)

Course Code	Category	Hours / Week			Credits	Maximum Marks		
		L	T	P		CIE	SEE	Total
CE209ES	B. Tech	2	0	0	2	40	60	100

COURSE OBJECTIVES

To learn

The first step in engineering practice is surveying and the soundness of any civil engineering work is dependent on the reliability and accuracy of surveying. Therefore, it is imperative that a student of engineering should have good knowledge of surveying. To impart the knowledge of surveying and latest technologies in surveying it is necessary to introduce this subject in the curriculum

COURSE OUTCOMES

Upon successful completion of the course, the student is able to

1. Calculate angles, distances and levels
2. Identify data collection methods and prepare field notes
3. Understand the working principles of survey instruments
4. Estimate measurement errors and apply corrections
5. Interpret survey data and compute areas and volumes

UNIT-I INTRODUCTION AND BASIC CONCEPTS Classes: 10

Introduction, Objectives, classification and principles of surveying, Scales, Shrinkage of Map, Conventional symbols and Code of Signals, Surveying accessories, phases of surveying.

Measurement of Distances and Directions

Linear distances- Approximate methods, Direct Methods- Chains- Tapes, ranging, Tape corrections, indirect methods- optical methods- E.D.M. method.

Prismatic Compass- Bearings, included angles, Local Attraction, Magnetic Declination and dip.

UNIT-II LEVELLING AND CONTOURING LEVELING Classes: 10

Basics definitions, types of levels and levelling staves, temporary adjustments, methods of levelling, booking and Determination of levels- HI Method-Rise and Fall method, Effect of Curvature of Earth and Refraction.

Contouring- Characteristics and uses of Contours, Direct & Indirect methods of contour surveying, interpolation and sketching of Contours.

Computation of Areas and Volumes

Areas - Determination of areas consisting of irregular boundary and regular boundary (coordinates, MDM, DMD methods), Planimeter.

Volumes - Computation of areas for level section and two level sections with and without transverse slopes, determination of volume of earth work in cutting and embankments, volume of borrow pits, capacity of reservoirs.

UNIT-III THEODOLITE SURVEYING Classes: 10

Types of Theodolites, Fundamental Lines, temporary adjustments, measurement of horizontal angle by repetition method and reiteration method, measurement of vertical Angle, Trigonometrical levelling when base is accessible and inaccessible.

Traversing: Methods of traversing, traverse computations and adjustments, Gale's traverse

table, Omitted measurements.		
UNIT-IV	TACHEOMETRIC SURVEYING	Classes: 10
Principles of Tacheometry, stadia and tangential methods of Tacheometry. Curves: Types of curves and their necessity, elements of simple curve, setting out of simple Curves		
UNIT-V	MODERN SURVEYING METHODS	Classes: 10
Total Station and Global Positioning System: Basic principles, classifications, applications, comparison with conventional surveying. Electromagnetic wave theory - electromagnetic distance measuring system - principle of working and EDM instruments, Components of GPS – space segment, control segment and user segment, reference systems, satellite orbits, GPS observations. Applications of GPS.		
TEXT BOOKS		
<ol style="list-style-type: none"> 1. Surveying and levelling by R. Subramanian, Oxford university press, New Delhi. 2. Chandra A M, “Higher Surveying”, New age International Pvt. Ltd., Publishers, New Delhi, 2002. 3. Hoffman. B, H. Lichtenegga and J. Collins, Global Positioning System - Theory and Practice, Springer -Verlag Publishers, 2001. 		
REFERENCE BOOKS		
<ol style="list-style-type: none"> 1. Arthur R Benton and Philip J Taety, Elements of Plane Surveying, McGraw Hill – 2000. 2. Arora K R “Surveying Vol 1, 2 & 3), Standard Book House, Delhi, 2004. 3. Surveying (Vol – 1, 2 & 3), by B. C. Punmia, Ashok Kumar Jain and Arun Kumar Jain – Laxmi Publications (P) ltd., New Delhi. 4. Chandra A M, “Plane Surveying”, New Age International Pvt. Ltd., New Delhi, 2002. 5. Surveying by Bhavikatti; Vikas publishing house ltd. 6. Duggal S K, “Surveying (Vol – 1 & 2), Tata McGraw Hill Publishing Co. Ltd. New Delhi, 2004. 7. Surveying and leveling by R. Agor Khanna Publishers 2015 		
WEB REFERENCES		
<ol style="list-style-type: none"> 1. https://theconstructor.org/surveying/modern-surveying-instruments-uses/16/ 2. https://www.lancashirebusinessview.co.uk/latest-news-and-features/what-are-the-benefits-of-traditional-vs-modern-surveying-techniques 		
E -TEXT BOOKS		
<ol style="list-style-type: none"> 1. https://www.pdfdrive.com/engineering-surveying-e184117235.html 2. https://www.pdfdrive.com/survey-methodology-e180136510.html 		
MOOCS COURSE		
<ol style="list-style-type: none"> 1. https://www.classcentral.com/course/swayam-higher-surveying-17632 2. https://freevideolectures.com/course/93/modern-surveying-techniques 3. https://onlinecourses.nptel.ac.in/noc20_ce16/preview 		




St. Martin's Engineering College

UGC Autonomous

NBA & NAAC A+ Accredited

Dhulapally, Secunderabad-500 100

www.smec.ac.in



PYTHON PROGRAMMING LABORATORY

I B. TECH- II SEMESTER (R 22)

Course Code	Programme	Hours / Week			Credits	Maximum Marks		
		L	T	P		C	CIE	SEE
CS205ES	B. Tech	0	1	2	2	40	60	100

COURSE OBJECTIVES

1. To install and run the Python interpreter
2. To learn control structures.
3. To Understand Lists, Dictionaries in python
4. To Handle Strings and Files in Python

COURSE OUTCOMES

Upon successful completion of the course, the student is able

1. Develop the application specific codes using python.
2. Understand Strings, Lists, Tuples and Dictionaries in Python
3. Verify programs using modular approach, file I/O, Python standard library
4. Implement Digital Systems using Python

Note: **The lab experiments will be like the following experiment examples**

LIST OF EXPERIMENTS

Week -1:

1. i) Use a web browser to go to the Python website <http://python.org>. This page contains information about Python and links to Python-related pages, and it gives you the ability to search the Python documentation.
ii) **Start the Python interpreter and type help() to start the online help utility.**
2. Start a Python interpreter and use it as a Calculator.
3. i) Write a program to calculate compound interest when principal, rate and numbers of periods are given.
ii) Given coordinates (x1, y1), (x2, y2) find the distance between two points
4. **Read name, address, email and phone number of a person through keyboard and print the details.**

Week - 2:

1. Print the below triangle using for loop.

```

4 4
3 3 3
2 2 2 2
1 1 1 1 1

```
2. Write a program to check whether the given input is digit or lowercase character or uppercase character or a special character (use 'if-else-if' ladder)
3. Python Program to Print the Fibonacci sequence using while loop
4. Python program to print all prime numbers in a given interval (use break)

Week - 3:

1. i) Write a program to convert a list and tuple into arrays.
ii) **Write a program to find common values between two arrays.**
2. Write a function called gcd that takes parameters a and b and returns their greatest common divisor.
3. Write a function called palindrome that takes a string argument and returns True if it is a palindrome and False otherwise. Remember that you can use the built-in function len to check the length of a string.

Week - 4:

1. Write a function called is_sorted that takes a list as a parameter and returns true if the list is sorted in ascending order and False otherwise.
2. Write a function called has_duplicates that takes a list and returns True if there is any element that appears more than once. It should not modify the original list.
 - i). Write a function called remove_duplicates that takes a list and returns a new list with only the unique elements from the original. Hint: they don't have to be in the same order.
 - ii). The word list I provided, words.txt, doesn't contain single letter words. So you might want to add "I", "a", and the empty string.
 - iii). Write a python code to read dictionary values from the user. Construct a function to invert its content. i.e., keys should be values and values should be keys.
3.
 - i) Add a comma between the characters. If the given word is 'Apple', it should become 'A,p,p,l,e'
 - ii) Remove the given word in all the places in a string?
 - iii) Write a function that takes a sentence as an input parameter and replaces the first letter of every word with the corresponding upper case letter and the rest of the letters in the word by corresponding letters in lower case without using a built-in function?
4. Write a recursive function that generates all binary strings of n-bit length

Week - 5:

1.
 - i) Write a python program that defines a matrix and prints
 - ii) Write a python program to perform addition of two square matrices
 - iii) Write a python program to perform multiplication of two square matrices
2. How do you make a module? Give an example of construction of a module using different geometrical shapes and operations on them as its functions.
3. Use the structure of exception handling all general purpose exceptions.

Week-6:

1.
 - a. Write a function called draw_rectangle that takes a Canvas and a Rectangle as arguments and draws a representation of the Rectangle on the Canvas.
 - b. Add an attribute named color to your Rectangle objects and modify draw_rectangle so that it uses the color attribute as the fill color.
 - c. Write a function called draw_point that takes a Canvas and a Point as arguments and draws a representation of the Point on the Canvas.
 - d. Define a new class called Circle with appropriate attributes and instantiate a few Circle objects. Write a function called draw_circle that draws circles on the canvas.
2. Write a Python program to demonstrate the usage of Method Resolution Order (MRO) in multiple levels of Inheritance.
3. Write a python code to read a phone number and email-id from the user and validate it for correctness.

Week- 7

1. Write a Python code to merge two given file contents into a third file.
2. Write a Python code to open a given file and construct a function to check for given words present in it and display on found.
3. Write a Python code to Read text from a text file, find the word with most number of occurrences

4. Write a function that reads a file *file1* and displays the number of words, number of vowels, blankspaces, lower case letters and uppercase letters.

Week - 8:

1. Import numpy, Plotpy and Scipy and explore their functionalities.
2. Install NumPy package with pip and explore it.
3. Write a program to implement Digital Logic Gates – AND, OR, NOT, EX-OR
4. Write a program to implement Half Adder, Full Adder, and Parallel Adder
5. Write a GUI program to create a window wizard having two text labels, two text fields and two buttons as Submit and Reset.

TEXT BOOKS

1. Supercharged Python: Take your code to the next level, Overland
2. Learning Python, Mark Lutz, O'reilly

REFERENCE BOOKS

1. Python Programming: A Modern Approach, Vamsi Kurama, Pearson
2. Python Programming A Modular Approach with Graphics, Database, Mobile, and Web Applications, Sheetal Taneja, Naveen Kumar, Pearson
3. Programming with Python, A User's Book, Michael Dawson, Cengage Learning, India Edition
4. Think Python, Allen Downey, Green Tea Press
5. Core Python Programming, W. Chun, Pearson
6. Introduction to Python, Kenneth A. Lambert, Cengage

WEB REFERENCES

1. <https://www.tutorialspoint.com/python3/>
2. <https://www.udemy.com/machine-learning-using-r-and-python/>
3. <https://www.udemy.com/r-programming-language/>
4. <https://www.simpliv.com/itcertification/data-analytics-using-r-programming>
5. <https://books.goalkicker.com/PythonBook/>

E -TEXT BOOKS

1. <https://www.amazon.in/Advanced-Python-Programming-Brian-Overland/dp/0135159946>
2. <https://www.oreilly.com/library/view/learning-python-5th/9781449355722/>

MOOCS COURSE

1. <https://nptel.ac.in/courses/106106145>
2. <https://nptel.ac.in/courses/106106182>



St. Martin's Engineering College

UGC Autonomous

NBA & NAAC A+ Accredited

Dhulapally, Secunderabad-500 100

www.smec.ac.in



ENGINEERING CHEMISTRY LABORATORY

I B. TECH- II SEMESTER (R 22)

Course Code	Category	Hours / Week			Credits	Maximum Marks		
		L	T	P		CIE	SEE	Total
CH204BS	B. Tech	0	0	2	1	40	60	100

COURSE OBJECTIVES

The course consists of experiments related to the principles of chemistry required for engineering student. The student will learn:

1. Estimation of hardness of water to check its suitability for drinking purpose.
2. Students are able to perform estimations of acids and bases using conductometry, potentiometry and pH metry methods.
3. Students will learn to prepare polymers such as Bakelite and nylon-6 in the laboratory.
4. Students will learn skills related to the lubricant properties such as saponification value, surface tension and viscosity of oils.

COURSE OUTCOMES

The experiments will make the student gain skills on:

1. Determination of parameters like hardness of water and rate of corrosion of mild steel in various conditions.
2. Able to perform methods such as conductometry, potentiometry and pH metry in order to find out the concentrations or equivalence points of acids and bases.
3. Students are able to prepare polymers like bakelite and nylon-6.
4. Estimations saponification value, surface tension and viscosity of lubricant oils.

LIST OF EXPERIMENTS

- I. **Volumetric Analysis:** Estimation of Hardness of water by EDTA Complexometry method.
- II. **Conductometry:** Estimation of the concentration of an acid by Conductometry.
- III. **Potentiometry:** Estimation of the amount of Fe^{+2} by Potentiometry.
- IV. **pH Metry:** Determination of an acid concentration using pH meter.
- V. **Preparations:**
 1. Preparation of Bakelite.
 2. Preparation Nylon – 6.

VI. Lubricants:

1. Estimation of acid value of given lubricant oil.
2. Estimation of Viscosity of lubricant oil using Ostwald's Viscometer.

VII. Corrosion: Determination of rate of corrosion of mild steel in the presence and absence of inhibitor.

VIII. Virtual lab experiments

1. Construction of Fuel cell and its working.
2. Smart materials for Biomedical applications
3. Batteries for electrical vehicles.

REFERENCE BOOKS

1. Lab manual for Engineering chemistry by B. Ramadevi and P. Aparna, S Chand Publications, New Delhi (2022)
2. Vogel's text book of practical organic chemistry 5th edition
3. Inorganic Quantitative analysis by A.I. Vogel, ELBS Publications.
4. College Practical Chemistry by V.K. Ahluwalia, Narosa Publications Ltd. New Delhi (2007)

WEB REFERENCES

1. https://www.academia.edu/39911915/Engineering_Chemistry_Laboratory_Manual_and_Observation_Subject_Code_18CHEL16_26
2. <https://www.vlab.co.in/broad-area-chemical-engineering>

E -TEXT BOOKS

1. <https://www.pdfdrive.com/engineering-chemistry-lab-manual-e51801253.html>
2. <https://www.pdfdrive.com/engineering-chemistry-lab-manual-autonomous-2015-16-e37927940.html>

MOOCS COURSE

1. <https://www.coursera.org/browse/physical-science-and-engineering/chemistry>
2. <https://libguides.mines.edu/chem/online-course-resources>
3. <https://ecampus.oregonstate.edu/online-degrees/undergraduate/online-chemistry-lab-course/>




St. Martin's Engineering College

UGC Autonomous

NBA & NAAC A+ Accredited

Dhulapally, Secunderabad-500 100

www.smec.ac.in



SURVEYING LABORATORY - I

I B. TECH- II SEMESTER (R 22)

Course Code	Category	Hours / Week			Credits	Maximum Marks		
		L	T	P		CIE	SEE	Total
CE210ES	B. Tech	0	0	2	1	40	60	100

COURSE OBJECTIVES

1. Student will be able to learn and understand the various basic concept and principles used in surveying like Chain Surveying, Compass Surveying, Plane Table Surveying, and Levelling Surveying.
2. Student will be able to learn and understand various instrument used in surveying.
3. Student will learn and understand how to calculate Area of plot and Ground.
4. Student will learn and understand about Horizontal Angle, Vertical Angle, Horizontal distance and Vertical distance to study the ground profile.

COURSE OUTCOMES

After learning the contents of this paper the student must be able to

1. Student will be able to prepare Map and Plan for required site with suitable scale.
2. Student will be able to prepare contour Map and Estimate the Quantity of earthwork required for formation level for Road and Railway Alignment.
3. Student will be able to judge which type of instrument to be used for carrying out survey for a Particular Area and estimate the area.
4. Student will be able to judge the profile of ground by observing the available existing contour map.

LIST OF EXPERIMENTS

Functioning of solar cell and its applications.

CYCLE - I

1. Chaining of a line using chain, measurements of area by cross staff survey.
2. Measurement of distance between two points when there is an obstacle for both chaining and ranging. Compass survey
3. Traversing by compass and adjustments in included angles and measurement of area - graphical adjustments.
4. Distance between two inaccessible points by compass. Plane Table Surveying
5. Measurement & Plotting of the area by Radiation method.
6. Determination of Positions objects by Intersection Method – Plane Table Survey.
7. Traverse by Plane table Survey.

CYCLE – II Leveling

8. Measurement of elevation of various given points.
9. Elevation difference between two given points by reciprocal leveling.
10. Longitudinal Leveling
11. Cross – section Leveling
12. Plotting of Contours by Indirect Method

TEXT BOOKS

1. Engineering Surveying Laboratory Manual Spiral-bound – Import, 26 August 2014 by Robert Hamilton, George Murgel
2. Juny Pilapil La Putt, Baguio Research & Publishing Center, 1985 - 275 pages, Surveying: Lab Manual

REFERENCE BOOKS

1. <https://www.studocu.com/in/document/gujarat-technological-university/surveying/3140601-surveying-lab-manual/18657000>
2. <https://www.lazada.com.ph/products/surveying-lab-manual-i1844849869.html>

WEB REFERENCES

1. <https://shopee.ph/Engineering-book-Surveying-Lab-Manual-by-La-Putt-i.131062290.2300564910>
2. <https://he.kendallhunt.com/product/engineering-surveying-laboratory-manual>

E –TEXTBOOKS

1. <https://www.lancashirebusinessview.co.uk/latest-news-and-features/what-are-the-benefits-of-traditional-vs-modern-surveying-techniques>
2. <https://theconstructor.org/surveying/modern-surveying-instruments-uses/16/>

MOOCS COURSE

1. <https://sl-iitr.vlabs.ac.in/>
2. <https://nptel.ac.in/courses/105107122>

St. Martin's Engineering College



St. Martin's Engineering College

UGC Autonomous
NBA & NAAC A+ Accredited
Dhulapally, Secunderabad-500 100
www.smec.ac.in



B.Tech IInd Year Syllabus (w.e.f AY 2022-23)

PROBABILITY AND STATISTICS

II B. TECH - I SEMESTER (R 22)								
Course Code	Category	Hours / Week			Credits	Maximum Marks		
		L	T	P		C	CIE	SEE
PS304BS	B. Tech	3	1	0	4	40	60	100
COURSE OBJECTIVES To learn <ul style="list-style-type: none">The theory of Probability, and probability distributions of single and multiple random variablesThe sampling theory and testing of hypothesis and making statistical inferences								
COURSE OUTCOMES Upon successful completion of the course, the student is able to <ul style="list-style-type: none">Apply the concepts of probability and distributions to some case studies.Correlate the concepts of one unit to the concepts in other units.								
UNIT-I	Probability						Classes: 8	
Sample Space, Events, Counting Sample Points, Probability of an Event, Additive Rules, Conditional Probability, Independence, and the Product Rule, Baye's Rule. Random Variables and Probability Distributions: Concept of a Random Variable, Discrete Probability Distributions, Continuous Probability Distributions.								
UNIT-II	Expectation and discrete distributions						Classes:12	
Mean of a Random Variable, Variance and Covariance of Random Variables, Means and Variances of Linear Combinations of Random Variables, Chebyshev's Theorem. Discrete Probability Distributions: Binomial Distribution, Poisson distribution								

UNIT-III	Continuous Distributions and sampling	Classes:10
<p>Uniform Distribution, Normal Distribution, Areas under the Normal Curve, Applications of the Normal Distribution, Normal Approximation to the Binomial Distributions.</p> <p>Fundamental Sampling Distributions: Random Sampling, Some Important Statistics, Sampling Distributions, Sampling Distribution of Means and the Central Limit Theorem, t –Distribution, F-Distribution.</p>		
UNIT-IV	Estimation & Tests of Hypotheses	Classes: 10
<p>Introduction, Statistical Inference, Classical Methods of Estimation, Single Sample: Estimating the mean, standard error of a point estimate, prediction interval. Two sample: Estimating the difference between two means, Single sample: Estimating a proportion, Two samples: Estimating the difference between two proportions, Two samples: Estimating the ratio of two variances.</p> <p>Statistical Hypotheses: General Concepts, Testing a Statistical Hypothesis, Single sample: Tests concerning a single mean, Two samples: tests on two means, One sample: test on a single proportion. Two samples: tests on two proportions, Two- sample tests concerning variances.</p>		
UNIT-V	Applied Statistics	Classes: 12
<p>Curve fitting by the method of least squares, fitting of straight lines, second degree parabolas and more general curves, Correlation and regression, Rank correlation.</p>		
TEXT BOOKS		
<ol style="list-style-type: none"> 1. Ronald E. Walpole, Raymond H. Myers, Sharon L. Myers, Keying Ye, Probability & Statistics for Engineers & Scientists, 9th Ed. Pearson Publishers. 2. S C Gupta and V K Kapoor, Fundamentals of Mathematical statistics, Khanna publications. 		
REFERENCE BOOKS		
<ol style="list-style-type: none"> 1. T. T. Soong, Fundamentals of Probability and Statistics for Engineers, John Wiley & Sons, Ltd,2004. 2. Dr. D. Ranadheer Reddy, Dr. S. Someshwar & Mrs. M. Jhansi Lakshmi, Probability Statistics and Complex Variables, M/s SevenHills International Publishers, First Edition-2022. 		
WEB REFERENCES		
<ol style="list-style-type: none"> 1. https://www.efunda.com/math/probability/probability.cfm 2. https://ocw.mit.edu/resources/#Mathematics 3. https://www.sosmath.com/ 4. https://www.mathworld.wolfram.com/ 		
E -TEXT BOOKS		
<ol style="list-style-type: none"> 1. https://www.e-booksdirectory.com/listing.php?category=15 2. https://www.e-booksdirectory.com/listing.php?category=34 		
MOOCS COURSE		
<ol style="list-style-type: none"> 1. https://swayam.gov.in/ 2. https://swayam.gov.in/NPTEL 		



St. Martin's Engineering College

UGC Autonomous

NBA & NAAC A+ Accredited

Dhulapally, Secunderabad-500 100

www.smec.ac.in



BUILDING MATERIALS, CONSTRUCTION AND PLANNING

II B. TECH - I SEMESTER (R 22)

Course Code	Category	Hours / Week			Credits	Maximum Marks		
		L	T	P		C	CIE	SEE
CE302PC	B.Tech	3	0	0	3	40	60	100

COURSE OBJECTIVES:

To learn

1. List the construction material.
2. Explain different construction techniques
3. Understand the building bye-laws
4. Highlight the smart building materials

COURSE OUTCOMES:

Upon successful completion of the course, the student will be able to

1. Understand the different construction material.
2. Understand the different component parts of building and their construction practices and techniques
3. Understand the functional requirements to be considered for design and construction of building
4. Identify the factors to be considered in planning and construction of buildings
5. Plan a building based on the factors and principles of planning

UNIT-I

INTRODUCTION TO MATERIALS

Classes: 12

Stones and Bricks, Tiles: Building stones – classifications and quarrying – properties – structural requirements – dressing. Bricks – Composition of Brick earth – manufacture and structural requirements, Fly ash, Ceramics.

Timber, Aluminum, Glass, Paints and Plastics: Wood - structure – types and properties – seasoning– defects; alternate materials for Timber – GI / fiber– reinforced glass bricks, steel & aluminum, Plastics.

UNIT-II

Cement & Admixtures

Classes: 12

Ingredients of cement – manufacture – Chemical composition – Hydration - field & lab tests. Admixtures – mineral & chemical admixtures – uses.

UNIT-III

Building Components & Building Services

Classes: 12

Building Components: Lintels, Arches, walls, vaults – stair cases – types of floors, types of roofs – flat, curved, trussed; foundations – types; Damp Proof Course; Joinery – doors – windows – materials types. **Building Services:** Plumbing Services: Water Distribution, Sanitary – Lines & Fittings; Ventilations: Functional requirements systems of ventilations. Air-conditioning - Essentials and Types; Acoustics – characteristic – absorption – Acoustic design; Fire protection – Fire Hazards – Classification of fire- resistant materials and constructions.

UNIT-IV	Mortars, Masonry and Finishing's Mortars	Classes: 12
<p>Mortars, Masonry and Finishing's Mortars: Cement Mortar, Brick masonry – types – bonds; Stone masonry – types; Composite masonry – Brick-stone composite; Concrete, Reinforced brick.</p> <p>Finishers: Plastering, Pointing, Painting, Claddings – Types – Tiles – ACP.</p> <p>Form work: Types: Requirements – Standards – Scaffolding – Design; Shoring, Underpinning.</p>		
UNIT-V	Building Planning	Classes: 12
<p>Building Planning: Classification of buildings ,functional Planning of buildings: Sustainability and concept of Green building, General aspects to consider for planning, bye-laws and regulations, Selection of site for building construction, Principles of planning, Orientation of building and its relation to outside environmen</p>		
TEXT BOOKS:		
<ol style="list-style-type: none"> 1. Building Materials and Construction – Arora & Bindra, Dhanpat Roy Publications. 2. Building Materials and Construction by G C Sahu, Joygopal Jena McGraw hill Pvt Ltd 2015. 3. Building Construction by B. C. Punmia, Ashok Kumar Jain and Arun Kumar Jain - LaxmiPublications (P) ltd., New Delhi. 		
REFERENCE BOOKS:		
<ol style="list-style-type: none"> 1. Building Materials by Duggal, New Age International. 2. Building Materials by P. C. Varghese, PHI. 3. Building Construction by PC Varghese PHI. 4. Construction Technology – Vol – I & II by R. Chubby, Longman UK. 5. Alternate Building Materials and Technology, Jagadish, Venkatarama Reddy and others; NewAge Publications. 		
WEB REFERENCES:		
<ol style="list-style-type: none"> 1. http://www.nptelvideos.in/2012/11/building-materials-and-construction.html 2. https://nptel.ac.in/courses/105102088/ 3. https://sites.google.com/a/mitr.iitm.ac.in/iitmcivil/ce2330 		
E -TEXT BOOKS:		
<ol style="list-style-type: none"> 1. https://www.pdfdrive.com/building-materials-construction-planning-textbook-free-e37863771.html 2. https://ondoc.logand.com/d/4061/pdf 3. https://www.alljntuworld.in/download/building-materials-construction-planning-bmcp-materials-notes/ 		
MOOCS Course:		
<ol style="list-style-type: none"> 1. http://www.nptelvideos.in/2012/11/building-materials-and-construction.html 2. https://sites.google.com/a/mitr.iitm.ac.in/iitmcivil/ce2330 		



St. Martin's Engineering College

UGC Autonomous
 NBA & NAAC A+ Accredited
 Dhulapally, Secunderabad-500 100
 www.smec.ac.in



ENGINEERING GEOLOGY


II B. TECH - I SEMESTER (R 22)								
Course Code	Category	Hours / Week			Credits	Maximum Marks		
		L	T	P		C	CIE	SEE
CE303PC	B. Tech	3	0	0	3	40	60	100
<p>COURSE OBJECTIVES</p> <ol style="list-style-type: none"> To give the basics knowledge of Geology that is required for constructing various Civil Engineering Structures, basic Geology, Geological Hazardous and Environmental Geology. To focus on the core activities of engineering geologists – site characterization and geologic hazard identification and mitigation. Planning and construction of major Civil Engineering projects. <p>COURSE OUTCOMES</p> <p>Upon successful completion of the course, the student is able</p> <ol style="list-style-type: none"> Site characterization and how to collect, analyze, and report geologic data using standards in engineering practice. The fundamentals of the engineering properties of Earth materials and fluids. Rock mass characterization and the mechanics of planar rock slides and topples. 								
UNIT-I	INTRODUCTION & Weathering of Rocks					Classes: 12		
<p>Introduction: Importance of geology from Civil Engineering point of view. Brief study of case histories of failure of some Civil Engineering constructions due to geological drawbacks. Importance of Physical geology, Petrology and Structural geology.</p> <p>Weathering of Rocks: Its effect over the properties of rocks importance of weathering with reference to dams, reservoirs and tunnels weathering of common rock like “Granite”</p>								
UNIT-II	Mineralogy & Petrology					Classes: 14		
<p>Mineralogy: Definition of mineral, Importance of study of minerals, Different methods of study of minerals. Advantages of study of minerals by physical properties. Role of study of physical properties of minerals in the identification of minerals. Study of physical properties of following common rock forming minerals: Feldspar, Quartz, Flint, Jasper, Olivine, Augite, Hornblende, Muscovite, Biotite, Asbestos, Chlorite, Kyanite, Garnet, Talc, Calcite. Study of other common economics minerals such as Pyrite, Hematite, Magnetite, Chlorite, Galena, Pyrochlore, Graphite, Magnesite, and Bauxite.</p> <p>Petrology: Definition of rock: Geological classification of rocks into igneous, Sedimentary and metamorphic rocks. Dykes and sills, common structures and textures of igneous. Sedimentary and metamorphic rocks. Their distinguishing features, Megascopic and microscopic and microscopic study of Granite, Dolerite, Basalt, Pegmatite, Laterite, Conglomerate, Sand Stone, Shale, Limestone, Gneiss, Schist, Quartzite, Marble and Slate.</p>								

UNIT-III	STRUCTURAL GEOLOGY	Classes:10
<p>Structural Geology: Out crop, strike and dip study of common geological structures associating with the rocks such as folds, faults unconformities, and joints - their important types and case studies. Their importance Insitu and drift soils, common types of soils, their origin and occurrence in India, Stabilization of soils. Ground water, Water table, common types of ground water, springs, cone of depression, geological controls of ground water movement, ground water exploration.</p>		
UNIT-IV	FUNCTION AND STORAGE CLASSES	Classes: 12
<p>Earth Quakes: Causes and effects, shield areas and seismic belts. Seismic waves, Richt scale, precautions to be taken for building construction in seismic areas. Landslides, their causes and effect; measures to be taken to prevent their occurrence.</p> <p>Importance of Geophysical Studies: Principles of geophysical study by Gravity methods, Magnetic methods, Electrical methods. Seismic methods, Radio metric methods and geothermal method. Special importance of Electrical resistivity methods, and seismic refraction methods. Improvement of competence of sites by grouting etc. Fundamenta aspects of Rock mechanics and Environmental Geology.</p>		
UNIT-V	Geology of Dams, Reservoirs, and Tunnels	Classes: 12
<p>Geology of Dams, Reservoirs, and Tunnels: Types of dams and bearing of Geology of site in their selection, Geological Considerations in the selection of a dam site. Analysis of dam failures of the past. Factors contributing to the success of a reservoir. Geological factors influencing water Lightness and life of reservoirs - Purposes of tunneling, Effects of Tunneling on the ground Role of Geological Considerations (i.e. Tithological, structural and ground water) in tunneling over break and lining in tunnels.</p>		
TEXT BOOKS		
<ol style="list-style-type: none"> 1. Engineering Geology by N. Chennakesavulu, McMillan, India Ltd. 2005 2. Engineering Methods by D. Venkat Reddy; Vikas Publishers 2015. 3. Engineering Geology by Dr. D. Naresh Kumar, M/s Amaravathi Publishers, Hyderabad. 4. Principles of Engineering Geology by K.V.G.K. Gokhale – B,S publications 		
REFERENCE BOOKS		
<ol style="list-style-type: none"> 1. F.G. Bell, Fundamental of Engineering B.S. Publications, 2005. 2. Krynine & Judd, Principles of Engineering Geology & Geotechnics, CBS Publishers & Distribution 3. Engineering Geology by Subinoy Gangopadhyay, Oxford university press. 4. Engineering Geology for Civil Engineers – P.C. Varghese PHI 		
WEB REFERENCES		
<ol style="list-style-type: none"> 1. https://web.mst.edu/~rogersda/umrcourses/ge341/ 2. https://www.aegweb.org/page/Earthquakes 		
E -TEXT BOOKS		
<ol style="list-style-type: none"> 1. https://easyengineering.net/engineering-geology-books-collection/ 2. http://www.sasurieengg.com/e-course material/CIVIL/IIYear%20Sem%203/CE6301%20Engineering%20Geology. 		
MOOCS Course		
<ol style="list-style-type: none"> 1. https://nptel.ac.in/courses/105105106/ 2. https://www.mooc-list.com/tags/engineering-geology 		



St. Martin's Engineering College

UGC Autonomous
 NBA & NAAC A+ Accredited
 Dhulapally, Secunderabad-500 100
 www.smec.ac.in



STRENGTH OF MATERIALS – I

II B. TECH - I SEMESTER (R 22)								
Course Code	Category	Hours / Week			Credits	Maximum Marks		
		L	T	P		C	CIE	SEE
CE304PC	B.Tech	3	0	0	3	40	60	100
<p>COURSE OBJECTIVES</p> <p>To learn</p> <ul style="list-style-type: none"> To understand the nature of stresses developed in simple geometries such as bars, cantilevers and beams for various types of simple loads. To calculate the elastic deformation occurring in simple members for different types of loading. To show the plane stress transformation with a particular coordinate system for different orientation of the plane. To know different failure theories adopted in designing of structural members <p>COURSE OUTCOMES</p> <p>Upon successful completion of the course, the student is able to</p> <ul style="list-style-type: none"> Describe the concepts and principles, understand the theory of elasticity including strain/displacement and Hooke's law relationships; and perform calculations, related to the strength of structured and mechanical components. Recognize various types loads applied on structural components of simple framing geometries and understand the nature of internal stresses that will develop within the components. To evaluate the strains and deformation that will result due to the elastic stresses developed within the materials for simple types of loading. Analyze various situations involving structural members subjected to plane stresses by application of Mohr's circle of stress. 								
UNIT-I	Simple Stresses and Strains & Strain Energy					Classes: 15		
<p>Simple Stresses and Strains: Concept of stress and strain- St. Venant's Principle-Stress and Strain Diagram - Elasticity and plasticity – Types of stresses and strains- Hooke's law – stress – strain diagram for mild steel – Working stress – Factor of safety – Lateral strain, Poisson's ratio and volumetric strain Pure shear and Complementary shear - Elastic moduli, Elastic constants and the relationship between them – Bars of varying section – composite bars – Temperature stresses.</p> <p>Strain Energy – Resilience – Gradual, sudden, and impact loadings – simple applications.</p>								
UNIT-II	Shear Force and Bending Moment					Classes:15		
<p>Shear Force and Bending Moment: Types of beams – Concept of shear force and bending moment S.F and B.M diagrams for cantilever, simply supported including overhanging beams subjected to point loads, uniformly distributed load, uniformly varying load, couple and combination of these loads – Point of contraflexure – Relation between S.F., B.M and rate of loading at a section of a beam.</p>								

UNIT-III	Flexural Stresses & Shear Stresses	Classes:12
<p>Flexural Stresses: Theory of simple bending – Assumptions – Derivation of bending equation- Section Modulus Determination of flexural/bending stresses of rectangular and circular sections (Solid and Hollow), I,T, Angle and Channel sections – Design of simple beam sections.</p> <p>Shear Stresses: Derivation of formula for shear stress distribution – Shear stress distribution across various beam sections like rectangular, circular, triangular, I, T angle and channel sections.</p>		
UNIT-IV	Deflection of Beams & Conjugate Beam Method	Classes: 15
<p>Deflection of Beams: Slope, deflection and radius of curvature – Differential equation for the elastic line of a beam – Double integration and Macaulay’s methods – Determination of slope and deflection for cantilever and simply supported beams subjected to point loads, U.D.L, Uniformly varying load and couple -Mohr’s theorems – Moment area method – Application to simple cases.</p> <p>Conjugate Beam Method: Introduction – Concept of conjugate beam method - Difference between a real beam and a conjugate beam - Deflections of determinate beams with constant and different moments of inertia.</p>		
UNIT-V	Principal Stresses & Theories of Failure	Classes: 15
<p>Principal Stresses: Introduction – Stresses on an oblique plane of a bar under axial loading – compound stresses – Normal and tangential stresses on an inclined plane for biaxial stresses – Two perpendicular normal stresses accompanied by a state of simple shear –Principal stresses – Mohr’s circle of stresses – ellipse of stress - Analytical and graphical solutions.</p> <p>Theories of Failure: Introduction – Various theories of failure - Maximum Principal Stress Theory, Maximum Principal Strain Theory, Maximum shear stress theory- Strain Energy and Shear Strain Energy Theory (Von Mises Theory).</p>		
TEXT BOOKS		
<ol style="list-style-type: none"> 1. Strength of Materials by R. K Rajput, S. Chand & Company Ltd. 2. Strength of Materials by Mr. P. Guruswamy Goud and Mr. M. Rajasekhar, M/s Spectrum University Press 3. Strength of Materials by R. Subramanian, Oxford University Press 		
REFERENCE BOOKS		
<ol style="list-style-type: none"> 1. Mechanics of material by R.C. Hibbeler, Prentice Hall publications 2. Engineering Mechanics of Solids by Egor P. Popov, Prentice Hall publications 3. Strength of Materials by T.D.Gunneswara Rao and M.Andal, Cambridge Publishers 4. Strength of Materials by R.K. Bansal, Lakshmi Publications House Pvt. Ltd. 5. Strength of Materials by B.S.Basavarajaiah and P. Mahadevappa, 3rd Edition, Universities Presss 		
WEB REFERENCES		
<ol style="list-style-type: none"> 1. https://nptel.ac.in/courses/112106141/ 2. http://nptel.ac.in/courses/112104118/ui/TOC.htm 3. https://nptel.ac.in/courses/105101082/2 4. http://www.nptelvideos.in/2012/11/strength of materials.html 		
E -TEXT BOOKS		
<ol style="list-style-type: none"> 1. http://engineeringstudymaterial.net/tag/strength of materials-books/ 2. http://www.allexamresults.net/2015/10/Download-Pdf-strengthofmaterials-by-rk-Bansal.html 		
MOOCS Course		
<ol style="list-style-type: none"> 1. https://www.coursera.org/learn/mechanics-1 2. https://pe.gatech.edu/courses/mechanics-materials-i-fundamentals-stress-and-strain-and axial-loading 		




St. Martin's Engineering College

UGC Autonomous

NBA & NAAC A+ Accredited

Dhulapally, Secunderabad-500 100

www.smec.ac.in



FLUID MECHANICS

II B. TECH - I SEMESTER (R 22)

Course Code	Category	Hours / Week			Credits	Maximum Marks		
		L	T	P		CIE	SEE	Total
CE305PC	B. Tech	3	0	0	3	40	60	100

COURSE OBJECTIVES

1. Introduce the concepts of fluid mechanics useful in Civil Engineering applications.
2. Provide a first level exposure to the students to fluid statics, kinematics and dynamics.
3. Learn about the application of mass, energy and momentum conservation laws for fluid flows.
4. Train and analyses engineering problems involving fluids with a mechanistic perspective is essential for the civil engineering students
5. To obtain the velocity and pressure variations in various types of simple flows.
6. To prepare a student to build a good fundamental background useful in the application-intensive courses covering hydraulics, hydraulic machinery and hydrology.

COURSE OUTCOMES

Upon successful completion of the course, the student is able

1. Understand the broad principles of fluid statics, kinematics and dynamics.
2. Understand definitions of the basic terms used in fluid mechanics and characteristics of fluids and its flow.
3. Understand classifications of fluid flow.
4. Be able to apply the continuity, momentum and energy principles.

UNIT-I	Properties of Fluid & Fluid Pressure:	Classes: 12
---------------	--	--------------------

Properties of Fluid Distinction between a fluid and a solid; Properties of fluids – Viscosity, Newton law of viscosity; vapour pressure, boiling point, cavitation; surface tension, capillarity, Bulk modulus of elasticity, compressibility. Fluid Statics

Fluid Pressure: Pressure at a point, Pascals law, Hydrostatic law, Piezometer, U-Tube Manometer, Single Column Manometer, U-Tube Differential Manometer, Micromanometers. Pressure gauges, Hydrostatic pressure and force: horizontal, vertical and inclined surfaces.

UNIT-II	Fluid Kinematics & Fluid Dynamics	Classes: 14
----------------	--	--------------------

Fluid Kinematics Classification of fluid flow: steady and unsteady flow; uniform and non-uniform flow; laminar and turbulent flow; rotational and irrotational flow; compressible and incompressible flow; ideal and real fluid flow; One, two- and three-dimensional flows; Streamline, path line, streak line and stream tube; stream function, velocity potential function, flow net, One, two- and three-dimensional continuity equations in Cartesian coordinates applications.

Fluid Dynamics Surface and Body forces -Euler's and Bernoulli's equation; Momentum equation. correction factors. Bernoulli's equation to real fluid flows.

UNIT-III	Flow Measurement in Pipes & Flow Over Notches & Weirs	Classes:10
<p>Flow Measurement in Pipes Practical applications of Bernoulli's equation: venturi meter, orifice meter and pitot tube, applications of Momentum equations; Forces exerted by fluid flow on pipe bend, sudden enlargement in pipes.</p> <p>Flow Over Notches & Weirs Flow through rectangular; triangular and trapezoidal notches and weirs; End contractions; Velocity of approach. Broad crested weir.</p>		
UNIT-IV	Flow through Pipes	Classes: 12
<p>Flow through Pipes Reynolds experiment, Reynolds number, Loss of head through pipes, Darcy-Wiesbatch equation, minor losses, total energy line, hydraulic grade line, Pipes in series, equivalent pipes, pipes in parallel, siphon, branching of pipes, three reservoir problem, power transmission through pipes. Analysis of pipe networks: Hardy Cross method and EPA NET, water hammer in pipes and control measures</p>		
UNIT-V	Laminar & Turbulent Flow	Classes: 12
<p>Laminar & Turbulent Flow Laminar flow through circular pipes, and fixed parallel plates. Boundary Layer Concepts Prandtl contribution, Assumption and concept of boundary layer theory. Boundary-layer thickness, displacement, momentum & energy thickness concepts of laminar and turbulent boundary layers on a flat plate; Laminar sub-layer, smooth and rough boundaries. Local and average friction coefficients. Separation and Control. Drag and Lift and types of drag, magnus effect.</p>		
TEXT BOOKS		
<ol style="list-style-type: none"> 1. Fluid Mechanics by Modi and Seth, Standard Book House. 2. Fluid Mechanics and Hydraulic machines by Manish Kumar Goyal, PHI learning Private Limited,2015. 3. Fluid Mechanics by R.C. Hibbeler, Pearson India Education Services Pvt. Ltd. 		
REFERENCE BOOKS		
<ol style="list-style-type: none"> 1. Fluid Mechanics – Frank M. White – 8th Edition – Mc Graw Hill Education. 2. *Theory and Applications of Fluid Mechanics, K.Subramanya, Tata McGraw Hill 3. Fluid Mechanics by Dr. Jnana Ranjan Khuntia and Ms. J K Sandhya Kiran, M/s Sunrise International Publishers. 4. Fluid Mechanics and Machinery,C.S.P. Ojha, R. Berndtsson and P. N. Chadramouli, OxfordUniversity Press, 2010 5. Fluid mechanics & Hydraulic Machines, Domkundwar & Domkundwar Dhanpat Rai &Co 6. Fluid Mechanics and Hydraulic Machines, R. K. Bansal, Laxmi Publication Pvt Ltd. 		
WEB REFERENCES		
<ol style="list-style-type: none"> 1. https://nptel.ac.in/courses/105101082/ 2. https://nptel.ac.in/courses/112104118/ 3. https://books.google.co.in/books/about/A_Textbook_of_Fluid_Mechanics.html?id=FzQz6A6SnyoC 		
E -TEXT BOOKS		
<ol style="list-style-type: none"> 1. https://www.mechanicalgeek.com/fluid-mechanics-pdf-rk-bansal/ 2. https://easyengineering.net/a-textbook-of-fluid-mechanics-and-hydraulic-machines-in-si-units-by-rajput/ 3. https://vscht.cz/uchi/ped/hydroteplo/materialy/introduction.fluid.mech.pdf 		
MOOCS Course		
<ol style="list-style-type: none"> 1. https://freevidelectures.com/course/3236/fluid-mechanics-i 2. https://www.classcentral.com/university/iit-kharagpur 		



St. Martin's Engineering College

UGC Autonomous

NBA & NAAC A+ Accredited

Dhulapally, Secunderabad-500 100

www.smec.ac.in



SURVEYING LABORATORY – II

II B. TECH- I SEMESTER (R 22)

Course Code	Category	Hours / Week			Credits	Maximum Marks		
		L	T	P		C	CIE	SEE
CE306PC	B.Tech	0	0	3	2	40	60	100

COURSE OBJECTIVES

To learn

1. Student will be able to learn and understand the various basic concept and principle, used in surveying like Chain Surveying, Compass Surveying, Plane Table Surveying, and Levelling Surveying.
2. Student will be able to learn and understand about theodolite and total station in surveying.
3. Student will learn and understand how to calculate Area of plot and Ground.
4. Student will learn and understand about Horizontal Angle, Vertical Angle, Horizontal distance and Vertical distance to study the ground profile using total station.

COURSE OUTCOMES

Upon successful completion of the course, the student will be able to

1. Prepare Map and Plan for required site with suitable scale.
2. Prepare contour Map and Estimate the Quantity of earthwork required for formation level for Road and Railway Alignment.
3. Judge which type of instrument to be used for carrying out survey for a Particular Area and estimate the area.
4. Judge the profile of ground by observing the available existing contour map.

LIST OF EXPERIMENTS

CYCLE - I

Theodolite surveying:

1. Measurement of horizontal angles and vertical angles.
2. Distance between two inaccessible points.
3. Measurement of area by theodolite traversing (Gales traverse table).
4. Determination of tachometer constants.
5. Distance between two inaccessible points using the principles of tachometer surveying.
6. Distance between two inaccessible points using the principles of trigonometric surveying rings.

CYCLE - II

Total Station:

7. Area Measurement
8. Stake Out
9. Remote Elevation Measurement
10. Missing Line Measurement
11. Longitudinal & Cross Section Profile
12. Contouring
13. Providing a Simple Circular Curve
14. Demonstration using DGPS

TEXT BOOKS

1. Chandra A M, "Plane Surveying and Higher Surveying", New age International Pvt. Ltd., Publishers, New Delhi)
2. Duggal S K, "Surveying (Vol. I and II), Tata McGraw Hill Publishing Co. Ltd. New Delhi.
3. Bhavikatti, S.S., "Surveying and Levelling", I.K. International, Vol. I and II, 2010
4. Manoj, K. Arora and Badjatia, "Geomatics Engineering", Nem Chand & Bros, 2011

REFERENCE BOOKS

1. Surveying, Department of Civil Engineering, 1st Edition -2021, M/S Spectrum Publications.
2. Arthur R Benton and Philip J Taety, Elements of Plane Surveying, McGraw Hill
3. Surveying and levelling by R. Subramanian, Oxford university press, New Delhi.
4. Anji Reddy, M., "Remote sensing and Geographical information system", B. S. Publications, 2001

WEB REFERENCES

1. <https://nptel.ac.in/courses/105104100/43>
2. <https://www.coloradomesa.edu/wccc/programs/land-surveying-geomatics.html>

E -TEXT BOOKS

1. <https://www.jntubook.com/surveying-textbook-free-download>
2. <http://www.freeengineeringbooks.com/Civil/Surveying-Books.php>

MOOCS Course

1. <https://nptel.ac.in/courses/105/107/105107122/>
2. <https://nptel.ac.in/courses/105/107/105107123/>




St. Martin's Engineering College

UGC Autonomous

NBA & NAAC A+ Accredited

Dhulapally, Secunderabad-500 100

www.smec.ac.in



STRENGTH OF MATERIALS LABORATORY

II B. TECH - I SEMESTER (R 22)

Course Code	Category	Hours / Week			Credits	Maximum Marks		
		L	T	P		C	CIE	SEE
CE307PC	B. Tech	0	0	3	1	40	60	100

COURSE OBJECTIVES

1. To conduct the Tension test, Compression test on various materials
2. To conduct the Shear test, Bending test on determinate beams
3. To conduct the Compression test on spring and Hardness test using various machines
4. To conduct the Torsion test, Impact test on various materials

COURSE OUTCOMES

Upon successful completion of the course, the student is able

1. Determine the yield stress, ultimate tensile stress, percentage elongation of steel, compressive strength of brick and concrete
2. Determine the ultimate shear stress, modulus of elasticity of steel
3. Determine the stiffness of the close coiled helical spring and hardness number of mild steel, brass, copper and aluminium.
4. Determine the modulus of rigidity and impact strength of steel.

LIST OF EXPERIMENTS

1. Tension test
2. Bending test on (Steel / Wood) Cantilever beam.
3. Bending test on simple support beam.
4. Torsion test
5. Hardness test
6. Spring test
7. Compression test on concrete.
8. Impact test
9. Shear test
10. Verification of Maxwell's Reciprocal theorem on beams.
11. Use of electrical resistance strain gauges.
12. Continuous beam – deflection test.

TEXT BOOKS

1. Strength of Materials by R.K Rajput, S. Chand & Company Ltd.
2. Mechanics of Materials by Dr. B. C Punmia, Dr. Ashok Kumar Jain and Dr. Arun Kumar Jain
3. Strength of Materials by R. Subramanian, Oxford University Press.
4. Timoshenko, S. and Young, D. H., "Elements of Strength of Materials", DVNC, New York, USA

REFERENCE BOOKS

1. Strength of Materials, Department of Civil Engineering, 1st Edition -2021, M/S Spectrum Publications.
2. Mechanics of Materials by R.C. Hibbeler, Pearson Education
3. Engineering Mechanics of Solids by Popov E.P. Prentice-Hall Ltd
4. Strength of Materials by T.D. Gunneswara Rao and M. Andal, Cambridge Publishers

WEB REFERENCES

1. <https://easyengineering.net/a-textbook-of-strength-of-materials/>
2. https://books.google.co.in/books/about/A_Textbook_of_Strength_of_Materials.html?id=2IHEqp8dNWwC

E -TEXT BOOKS

1. <https://easyengineering.net/a-textbook-of-strength-of-materials/>
2. <http://www.allexamresults.net/2015/10/Download-Pdf-strengthofmaterials-by-rk-Bansal.html>

MOOCS COURSE

1. <https://www.coursera.org/learn/materials-structures>
2. <https://www.coursera.org/learn/materials-structures>



St. Martin's Engineering College

UGC Autonomous

NBA & NAAC A+ Accredited

Dhulapally, Secunderabad-500 100

www.smeac.ac.in



COMPUTER AIDED DRAFTING LABORATORY

II B. TECH - I SEMESTER (R 22)

Course Code	Category	Hours / Week			Credits	Maximum Marks		
		L	T	P		CIE	SEE	Total
CE308PC	B. Tech	0	0	3	1	40	60	100

COURSE OBJECTIVES

1. To be able to plan buildings as per NBC.
2. To understand various types of conventional signs and brick bonds.
3. To draw the plan section and elevation for doors, trusses and staircases.
4. To use AutoCAD tools to draw building plans, sections and elevations from a given line diagram and specifications.
5. To develop working drawings of residential buildings.

COURSE OUTCOMES

Upon successful completion of the course, the student is able

1. Plan buildings as per NBC.
2. Use different Commands of selected drafting software to draw Conventional signs and brick bonds, Plan, Section and Elevation of buildings.
3. Draw section and elevation of panelled doors and trusses.
4. Draw and detail the different components of Stair cases.
5. Develop and draw single /two storey residential building and public building as per the building by-laws.
6. Draw Electrical layout, Plumbing layout for residential buildings.

LIST OF EXPERIMENTS

1. Planning Aspects of Building systems as per National Building Code (NBC).
2. Brick bonds: English bond & Flemish bond – Odd and Even courses.
3. Developing plan and section of dog-legged staircase.
4. Developing plan of single storied residential building.
5. Developing section and elevation of single storied residential building.
6. Developing plan of single /two storied Residential building as per Building by-laws.
7. Developing plan of public building as per building by-laws.
8. Developing section and elevation of public building.
9. Development of working drawing of building –Electrical Layout.
10. Development of working drawing of building – Plumbing Layout.

TEXT BOOKS

1. Computer Aided Design Laboratory by M. N. SesaPraksh& Dr. G. S. Servesh –Laxmi Publications.
2. Engineering Graphics by P. J. Sha – S. Chand & Co.

REFERENCE BOOKS

1. Computer Aided Drafting of Buildings, Department of Civil Engineering, 1st Edition , M/S Spectrum Publications
2. M. L. Gambhir, “Fundamentals of reinforced concrete design”, Printice Hall of India Pvt. Ltd, New Delhi.
3. P. Purushotham, “Reinforced concrete structural elements – behaviour, Analysis and design”, Tata McGraw Hill, 1994.

WEB REFERENCES

1. <http://www.nptel.ac.in/courses/105105105/>
2. <http://www.nptel.ac.in/courses/105105104/>

E -TEXT BOOKS

1. http://weccivilians.weebly.com/uploads/2/4/6/2/24623713/design_of_reinforced_concrete_9th_edition_jack_c._mccormac.pdf[http://www.faadooengineers.com/threads/134 49-Engineering-Maths-II-eBook](http://www.faadooengineers.com/threads/134-49-Engineering-Maths-II-eBook)

MOOCS COURSE

1. <https://www.pdfdrive.com/computer-aided-design-and-manufacturing-cadcam-techniques-d10304838.html>



St. Martin's Engineering College

UGC Autonomous

NBA & NAAC A+ Accredited

Dhulapally, Secunderabad-500 100

www.smec.ac.in



CONSTITUTION OF INDIA

II B. TECH - I SEMESTER (R 22)								
Course Code	Category	Hours / Week			Credits	Maximum Marks		
		L	T	P		C	CIE	SEE
CI309MC	B. Tech	3	0	0	0	100	-	100
COURSE OBJECTIVES								
To learn								
<ol style="list-style-type: none">1. Understand the premises informing the twin themes of liberty and freedom from a civil rights perspective.2. To address the growth of Indian opinion regarding modern Indian intellectuals' constitutional role and entitlement to civil and economic rights as well as the emergence of nationhood in the early years of Indian nationalism.								
To address the role of socialism in India after the commencement of the Bolshevik Revolution in 1917 and its impact on the initial drafting of the Indian Constitution.								
COURSE OUTCOMES								
Upon successful completion of the course, the student is able to								
<ol style="list-style-type: none">1. Discuss the growth of the demand for civil rights in India for the bulk of Indians before the arrival of Gandhi in Indian politics.2. Discuss the intellectual origins of the framework of argument that informed the conceptualization of social reforms leading to revolution in India.3. Discuss the circumstances surrounding the foundation of the Congress Socialist Party [CSP] under the leadership of Jawaharlal Nehru and the eventual failure of the proposal of direct elections through adult suffrage in the Indian Constitution4. Discuss the passage of the Hindu Code Bill of 1956.								
UNIT-I							Classes: 8	
History of Making of the Indian Constitution- History of Drafting Committee.								
UNIT-II							Classes: 8	
Philosophy of the Indian Constitution- Preamble Salient Features								

UNIT-III		Classes: 7
Contours of Constitutional Rights & Duties - Fundamental Rights <ul style="list-style-type: none"> • Right to Equality • Right to Freedom • Right against Exploitation • Right to Freedom of Religion • Cultural and Educational Rights • Right to Constitutional Remedies • Directive Principles of State Policy Fundamental Duties		
UNIT-IV		Classes: 6
Organs of Governance: Parliament, Composition, Qualifications and Disqualifications, Powers and Functions, Executive, President, Governor, Council of Ministers, Judiciary, Appointment and Transfer of Judges, Qualifications, Powers and Functions		
UNIT-V		Classes: 6
Local Administration: District's Administration head: Role and Importance, Municipalities: Introduction, Mayor and role of Elected Representative, CEO of Municipal Corporation Panchayat raj: Introduction, PRI: Zila Panchayat. Elected officials and their roles, CEO Zila Panchayat: Position and role. Block level: Organizational Hierarchy (Different departments), Village level: Role of Elected and Appointed officials, Importance of grass root democracy		
UNIT-VI		
Election Commission: Election Commission: Role and Functioning. Chief Election Commissioner and Election Commissioners. State Election Commission: Role and Functioning. Institute and Bodies for the welfare of SC/ST/OBC and women.		
TEXT BOOKS		
<ol style="list-style-type: none"> 1. The Constitution of India, 1950 (Bare Act), Government Publication. 2. Dr. S. N. Busi, Dr. B. R. Ambedkar framing of Indian Constitution, 1st Edition, 2015. 3. M. P. Jain, Indian Constitution Law, 7th Edn., Lexis Nexis, 2014. 4. D.D. Basu, Introduction to the Constitution of India, Lexis Nexis, 2015 		
REFERENCE BOOKS		
<ol style="list-style-type: none"> 1. A. Sarveswarareddy, K. Sathish, K. Sudha, Constitution of India, M/S Spectrum Publications, First Edition 2021. 2. An Introduction to the Constitution of India by Dr. Durga Das Basu 3. An Introduction to the Constitution of India by M. V. Pylee 4. Indian Constitutional Law by M.P. Jain 		
WEB REFERENCES		
<ol style="list-style-type: none"> 1. http://www.wdl.org/en/item/2672/ 2. https://nptel.ac.in/courses/109103135/24 		
E -TEXT BOOKS		
<ol style="list-style-type: none"> 1. P N Palanisamy Environmental Science ISBN:9788131773253, eISBN:97899332509771 Edition: Second edition 2. Environmental Studies. Author, Dr. J. P. Sharma. Publisher, Laxmi Publications, 2009 ISBN, 8131806413,9788131806418. 		
MOOCS COURSE		
<ol style="list-style-type: none"> 1. https://nptel.ac.in/courses/122103039/38 2. https://nptel.ac.in/courses/106105151/12 		



St. Martin's Engineering College

UGC Autonomous

NBA & NAAC A+ Accredited

Dhulapally, Secunderabad-500 100

www.smecc.ac.in



B.Tech. 2nd Year Syllabus (w.e.f AY 2022-23)

BASIC ELECTRICAL AND ELECTRONICS ENGINEERING

II B. TECH - II SEMESTER (R 22)								
Course Code	Category	Hours / Week			Credits	Maximum Marks		
		L	T	P	C	CIE	SEE	Total
EE411PC	B. Tech	3	0	0	3	40	40	100
COURSE OBJECTIVES								
To learn								
<ol style="list-style-type: none"> 1. To introduce the concepts of electrical circuits and its components 2. To understand magnetic circuits, DC circuits and AC single phase & three phase circuits 3. To study and understand the different types of DC/AC machines and Transformers. 4. To impart the knowledge of various electrical installations. 5. To introduce the concept of power, power factor and its improvement. 6. To introduce the concepts of diodes & transistors, and 7. To impart the knowledge of various configurations, characteristics and applications. 								
COURSE OUTCOMES								
Upon successful completion of the course, the student is able to								
<ol style="list-style-type: none"> 1. To analyze and solve electrical circuits using network laws and theorems. 2. To understand and analyze basic Electric and Magnetic circuits 3. To study the working principles of Electrical Machines 4. To introduce components of Low Voltage Electrical Installations 5. To identify and characterize diodes and various types of transistors. 								
UNIT-I	D.C. Circuits & A.C. Circuits						Classes: 10	
<p>D.C. Circuits: Electrical circuit elements (R, L and C), voltage and current sources, KVL&KCL, analysis of simple circuits with dc excitation.</p> <p>A.C. Circuits: Representation of sinusoidal waveforms, peak and rms values, phasor representation, real power, reactive power, apparent power, power factor, Analysis of single-phase ac circuits , Three- phase balanced circuits, voltage and current relations in star and delta connections.</p>								
UNIT-II	Electrical Installations						Classes: 12	
<p>Electrical Installations: Components of LT Switchgear: Switch Fuse Unit (SFU), MCB, ELCB, MCCB, Types of Wires and Cables, Earthing. Types of Batteries, Important Characteristics for Batteries. Elementary calculations for energy consumption, power factor improvement and battery backup</p>								

UNIT-III	Electrical Machines	Classes:12
<p>Electrical Machines: Working principle of Single-phase transformer, equivalent circuit, losses in transformers, efficiency, Three-phase transformer connections. Construction and working principle of DC generators, EMF equation, working principle of DC motors, Torque equations and Speed control of DC motors, Construction and working principle of Three-phase Induction motor, Torques equations and Speed control of Three-phase induction motor. Construction and working principle of synchronous generators.</p>		
UNIT-IV	P-N Junction and Zener Diode & Rectifiers and Filters	Classes: 12
<p>P-N Junction and Zener Diode: Principle of Operation Diode equation, Volt-Ampere characteristics, Temperature dependence, Ideal versus practical, Static and dynamic resistances, Equivalent circuit, Zener diode characteristics and applications.</p> <p>Rectifiers and Filters: P-N junction as a rectifier - Half Wave Rectifier, Ripple Factor - Full Wave Rectifier, Bridge Rectifier, Harmonic components in Rectifier Circuits, Filters – Inductor Filters, Capacitor Filters, L- section Filters, π- section Filters.</p>		
UNIT-V	Transistors	Classes: 12
<p>Bipolar Junction Transistor (BJT): Construction, Principle of Operation, Amplifying Action, Common Emitter, Common Base and Common Collector configurations, Comparison of CE, CB and CC configurations.</p> <p>Field Effect Transistor (FET): Construction, Principle of Operation, Comparison of BJT and FET, Biasing FET.</p>		
TEXT BOOKS		
<ol style="list-style-type: none"> 1. Basic Electrical and electronics Engineering –M S Sukija TK Nagasarkar Oxford University 2. Basic Electrical and electronics Engineering-D P Kothari. I J Nagarath, McGraw Hill Education 		
REFERENCE BOOKS		
<ol style="list-style-type: none"> 1. Electronic Devices and Circuits – R. L. Boylestad and Louis Nashelsky, PEI/PHI, 9th Ed, 2006. 2. Millman's Electronic Devices and Circuits – J. Millman and C. C. Halkias, Satyabrata Jit, TMH,2/e, 1998. 3. Engineering circuit analysis- by William Hayt and Jack E. Kemmerly, McGraw Hill Company, 6th edition. 4. Linear circuit analysis (time domain phasor and Laplace transform approaches) - 2nd 		

- edition by Raymond A. De Carlo and Pen-Min-Lin, Oxford University Press-2004.
5. Network Theory by N. C. Jagan & C. Lakshminarayana, B.S. Publications.
 6. Network Theory by Sudhakar, Shyam Mohan Palli, TMH.
 7. L. S. Bobrow, "Fundamentals of Electrical Engineering", Oxford University Press, 2011.
 8. E. Hughes, "Electrical and Electronics Technology", Pearson, 2010.
 9. V. D. Toro, "Electrical Engineering Fundamentals", Prentice Hall India, 1989.

WEB REFERENCES

1. <https://www.electrical4u.com/>
2. <http://www.basicsofelectricalengineering.com/>
3. <https://www.khanacademy.org/science/physics/circuits-topic/circuits-resistance/a/ee-voltage-and-current>
4. <https://circuitglobe.com/>

E -TEXT BOOKS

1. <https://easyengineering.net/basic-electrical-engineering-by-wadhwa/>
2. <https://easyengineering.net/objective-electrical-technology-by-mehta/>

MOOCS COURSE

1. <https://nptel.ac.in/courses/108108076/1>
2. <https://nptel.ac.in/courses/108102146/>
3. <https://nptel.ac.in/courses/108108076/35>

St. Martin's Engineering College



St. Martin's Engineering College

UGC Autonomous

NBA & NAAC A+ Accredited

Dhulapally, Secunderabad-500 100

www.smec.ac.in



CONCRETE TECHNOLOGY

II B. TECH - II SEMESTER (R 22)

Course Code	Category	Hours / Week			Credits	Maximum Marks		
		L	T	P		C	CIE	SEE
CE402PC	B. Tech	3	0	0	3	40	60	100

COURSE OBJECTIVES

To learn

1. **Know** different types of cement as per their properties for different field applications.
2. **Understand Design** economic concrete mix proportion for different exposure conditions and intended purposes.
3. **Know** field and laboratory **tests** on concrete in plastic and hardened stage.

COURSE OUTCOMES

Upon successful completion of the course, the student is able to

1. **Determine** the properties of concrete ingredients i.e., cement, sand, coarse aggregate by conducting different tests. Recognize the effects of the rheology and early age properties of concrete on its long-term behavior.
2. **Apply** the use of various chemical admixtures and mineral additives to design cement-based materials with tailor-made properties
3. **Use** advanced laboratory techniques to characterize cement-based materials.
4. **Perform** mix design and engineering properties of special concretes such as high-performance concrete, self-compacting concrete, and fiber reinforced concrete.

UNIT-I

Aggregate

Classes: 10

Aggregate: Deleterious substance in aggregate – Soundness of aggregate – Alkali aggregate reaction– Thermal properties – Sieve analysis – Fineness modulus – Grading curves – Grading of fine, Manufactured sand and coarse Aggregates – Gap graded aggregate – Maximum aggregate size- Properties Recycled aggregate.

UNIT-II	Fresh Concrete	Classes: 12
<p>Fresh Concrete: Workability – Factors affecting workability – Measurement of workability by different tests – Setting times of concrete – Effect of time and temperature on workability – Segregation & bleeding – Mixing, vibration and revibration of concrete – Steps in manufacture of concrete – Quality of mixing water.</p>		
UNIT-III	Hardened Concrete	Classes: 14
<p>Hardened Concrete: Water / Cement ratio – Abram’s Law – Gel/space ratio – Gain of strength of concrete – Maturity concept – Strength in tension and compression – Factors affecting strength – Relation between compression and tensile strength - Curing.</p> <p>Testing of Hardened Concrete: Compression tests– Tension tests – Factors affecting strength – Flexure tests – Splitting tests – Pull-out test, Non-destructive testing methods – codal provisions for NDT.</p>		
UNIT-IV	Elasticity, Creep & Shrinkage	Classes: 08
<p>Elasticity, Creep & Shrinkage – Modulus of elasticity – Dynamic modulus of elasticity – Poisson’s ratio – Creep of concrete – Factors influencing creep – Relation between creep & time – Nature of creep Effects of creep – Shrinkage – types of shrinkage.</p>		
UNIT-V	MATERIAL CHEMISTRY	Classes: 12
<p>Admixtures: Types of admixtures – mineral and chemical admixtures.</p> <p>Mix Design: Factors in the choice of mix proportions – Durability of concrete – Quality Control of concrete – Statistical methods – Acceptance criteria – Proportioning of concrete mixes by various methods – BIS method of mix design.</p> <p>Special Concretes: Introduction to Light weight concrete – Cellular concrete – No-fines concrete – High density concrete – Fibre reinforced concrete – Polymer concrete – High performance concrete – Self compacting concrete, Nano silica and Nano Alumina concrete.</p>		

TEXT BOOKS
<ol style="list-style-type: none"> 1. Concrete Technology by M.S. Shetty. – S. Chand & Co.; 2004 2. Concrete Technology by A.R. Santhakumar, 2nd Edition, Oxford university Press, New Delhi 3. Concrete Technology by M. L. Gambhir. – Tata Mc. Graw Hill Publishers, 5THEdition, New Delhi
REFERENCE BOOKS
<ol style="list-style-type: none"> 1. Properties of Concrete by A. M. Neville – Low priced Edition – 4th edition 2. Concrete: Micro structure, Properties and Materials – P.K. Mehta and J.M. Monteiro, Mc-Graw Hill Publishers <p>IS Codes: IS 383 : 2016 IS 516 : 2018 (Part -1 - 4) IS 10262 - 2019</p>
WEB REFERENCES
<ol style="list-style-type: none"> 1. best-reference-books-concrete-technology/ 2. https://nptel.ac.in/noc/individual_course.php?id=noc18-ce21
E -TEXT BOOKS
<ol style="list-style-type: none"> 1. https://www.pdfdrive.com/concrete-technology-books.html 2. https://easyengineering.net/concrete-technology-books-collection-new/
MOOCS COURSE
<ol style="list-style-type: none"> 1. https://nptel.ac.in/courses/105102012/ 2. https://nptel.ac.in/syllabus/105106176/



St. Martin's Engineering College

UGC Autonomous

NBA & NAAC A+ Accredited

Dhulapally, Secunderabad-500 100

www.smec.ac.in



STRENGTH OF MATERIALS – II

II B. TECH - II SEMESTER (R 22)								
Course Code	Category	Hours / Week			Credits	Maximum Marks		
		L	T	P		C	CIE	SEE
CE403PC	B.Tech	3	0	0	3	40	60	100
COURSE OBJECTIVES								
To learn								
<ol style="list-style-type: none"> To understand the nature of stresses developed in simple geometries shafts, springs, columns & cylindrical and spherical shells for various types of simple loads. To calculate the stability and elastic deformation occurring in various simple geometries for different types of loading. To understand the unsymmetrical bending and shear center importance for equilibrium conditions in a structural member of having different axis of symmetry. 								
COURSE OUTCOMES								
Upon successful completion of the course, the student is able to								
<ol style="list-style-type: none"> Describe the concepts and principles, understand the theory of elasticity, and perform calculations, relative to the strength of structures and mechanical components in particular to torsion and direct compression. To evaluate the strains and deformation that will result due to the elastic stresses developed within the materials for simple types of loading. Analyze strength and stability of structural members subjected to Direct, and Direct and Bending stresses. Understand and evaluate the shear center and unsymmetrical bending. 								
UNIT-I	Shafts & Springs						Classes: 15	
<p>Torsion of Circular Shafts: Theory of pure torsion – Derivation of Torsion equation - Assumptions made in the theory of pure torsion – Polar section modulus – Power transmitted by shafts – Combined bending and torsion – Design of shafts according to theories of failure.</p> <p>Springs: Introduction – Types of springs – deflection of close and open coiled helical springs under axial pull and axial couple – springs in series and parallel.</p>								
UNIT-II	Columns and Struts						Classes: 15	
<p>Columns and Struts: Introduction – Types of columns – Short, medium and long columns – Axially loaded compression members – Crushing load – Euler's theorem for long columns- assumptions- derivation of Euler's critical load formulae for various end conditions – Equivalent length of a column – slenderness ratio – Euler's critical stress – Limitations of Euler's theory– Long columns subjected to eccentric loading – Secant formula – Empirical formulae — Rankine – Gordon formula- Straight line formula – Prof. Perry's formula.</p> <p>BEAM COLUMNS: Laterally loaded struts – subjected to uniformly distributed and concentrated loads.</p>								

UNIT-III	Direct and Bending Stresses	Classes:15
<p>Direct and Bending Stresses: Stresses under the combined action of direct loading and bending moment, core of a section – determination of stresses in the case of retaining walls, chimneys and dams – conditions for stability-Overturning and sliding – stresses due to direct loading and bending moment about both axis</p>		
UNIT-IV	Thin Cylinders	Classes: 15
<p>Thin Cylinders: Thin seamless cylindrical shells – Derivation of formula for longitudinal and circumferential stresses – hoop, longitudinal and Volumetric strains – changes in diameter, and volume of thin cylinders – Thin spherical shells.</p> <p>Thick Cylinders: Introduction - Lamé's theory for thick cylinders – Derivation of Lamé's formulae – distribution of hoop and radial stresses across thickness – design of thick cylinders – compound cylinders – Necessary difference of radii for shrinkage.</p>		
UNIT-V	Unsymmetrical Bending	Classes: 15
<p>Unsymmetrical Bending:</p> <p>Introduction – Centroidal principal axes of section – Moments of inertia referred to any set of rectangular axes – Stresses in beams subjected to unsymmetrical bending – Principal axes – Resolution of bending moment into two rectangular axes through the centroid – Location of neutral axis.</p> <p>Shear Centre: Introduction - Shear center for symmetrical and unsymmetrical (channel, I, T and L) sections.</p>		
TEXT BOOKS		
<ol style="list-style-type: none"> 1. Strength of Materials by R.K Rajput, S. Chand & Company Ltd. 2. Mechanics of Materials by Dr. B. C Punmia, Dr. Ashok Kumar Jain and Dr. Arun Kumar Jain 3. Strength of Materials by R. Subramanian, Oxford University Press. 		
REFERENCE BOOKS		
<ol style="list-style-type: none"> 1. Mechanics of Materials by R.C. Hibbeler, Pearson Education 2. Engineering Mechanics of Solids by Popov E.P. Prentice-Hall Ltd 3. Strength of Materials by T.D.Gunneswara Rao and M.Andal, Cambridge Publishers 4. Strength of Materials by R. K. Bansal, Lakshmi Publications House Pvt. Ltd. 5. Fundamentals of Solid Mechanics by M. L. Gambhir, PHI Learning Pvt. Ltd 		
WEB REFERENCES		
<ol style="list-style-type: none"> 1. https://easyengineering.net/a-textbook-of-strength-of-materials/ 2. https://books.google.co.in/books/about/A_Textbook_of_Strength_of_Materials.html?id=2IH Eqp8dNWwC 3. https://www.oreilly.com/library/view/strength-of-materials/9789332514829/ 		
E-TEXT BOOKS		
<ol style="list-style-type: none"> 1. https://easyengineering.net/a-textbook-of-strength-of-materials/ 2. http://www.allexamresults.net/2015/10/Download-Pdf-strengthofmaterials-by-rk Bansal.html 3. http://varunkamboj.typepad.com/files/engineering-strength_of_materials-II.pdf 		
MOOCS COURSE		
<ol style="list-style-type: none"> 1. https://www.classcentral.com/course/coursera-mechanics-of-materials-ii-thin-walled pressure-vessels-and-torsion-5385 2. https://www.coursera.org/learn/materials-structures. 3. https://www.coursera.org/courses?query=mechanics%20of%20materials 		



St. Martin's Engineering College

UGC Autonomous

NBA & NAAC A+ Accredited

Dhulapally, Secunderabad-500 100

www.smec.ac.in



HYDRAULICS AND HYDRAULIC MACHINERY

II B. TECH - II SEMESTER (R 22)

Course Code	Category	Hours / Week			Credits	Maximum Marks		
		L	T	P		C	CIE	SEE
CE404PC	B.Tech	3	0	0	3	40	60	100

COURSE OBJECTIVES

To learn

1. To Define the fundamental principles of water conveyance in open channels.
2. To Discuss and analyze the open channels in uniform and Non-uniform flow conditions.
3. To Study the characteristics of hydroelectric power plant and its components.

COURSE OUTCOMES

Upon successful completion of the course, the student is able to

1. Apply their knowledge of fluid mechanics in addressing problems in open channels and hydraulic machinery.
2. Understand and solve problems in uniform, gradually and rapidly varied flows in open channel in steady state conditions.
3. Apply dimensional analysis and to differentiate the model, prototype and similitude conditions for practical problems.
4. Get the knowledge on different hydraulic machinery devices and its principles that will be utilized in hydropower development and for other practical usages.

UNIT-I Open Channel Flow – I Classes: 15

Open Channel Flow – I: Introduction to Open channel flow-Comparison between open channel flow and pipe flow, Classification of open channel flows, Velocity distribution. Uniform flow – Characteristics of uniform flow, Chezy's, Manning's and Bazin formulae for uniform flow – Factors affecting Manning's Roughness Coefficient. Most economical sections, Computation of Uniform flow, Normal depth.

Critical Flow: Specific energy – critical depth - computation of critical depth – critical, sub critical and super critical flows-Channel transitions.

UNIT-II Open Channel Flow – II Classes: 15

Open Channel Flow – II: Non-uniform flow – Gradually Varied Flow - Dynamic equation for G.V.F; Classification of channel bottom slopes – Classification and characteristics of Surface profiles – Computation of water surface profiles by Numerical and Analytical approaches. Direct step method. **Rapidly varied flow:** Elements and characteristics (Length and Height) of Hydraulic jump in rectangular channel– Types, applications and location of hydraulic jump, Energy dissipation and other uses – Positive and Negative Surges (Theory only).

UNIT-III	Dimensional Analysis and Hydraulic Similitude	Classes:15
<p>Dimensional Analysis and Hydraulic Similitude: Dimensional homogeneity – Rayleigh’s method and Buckingham’s π methods – Dimensionless groups. Similitude, Model studies, Types of models. Application of dimensional analysis and model studies to fluid flow problems. Distorted models.</p> <p>Basics of Turbo Machinery: Hydrodynamic force of jets on stationary and moving flat, inclined and curved vanes, Jet striking centrally and at tip, Velocity triangles at inlet and outlet, expressions for work done and efficiency – Angular.</p>		
UNIT-IV	Hydraulic Turbines	Classes: 15
<p>Hydraulic Turbines – I: Elements of a typical Hydropower installation – Heads and efficiencies – Classification of turbines – Pelton wheel – Francis turbine – Kaplan turbine – working, working proportions, velocity diagram, work done and efficiency, hydraulic design. Draft tube Classification, functions and efficiency.</p> <p>Hydraulic Turbines – II: Governing of turbines – Surge tanks – Unit and specific turbines – Unit speed– Unit quantity – Unit power – Specific speed – Performance characteristics – Geometric similarity – Cavitation. Selection of turbines.</p>		
UNIT-V	Centrifugal Pumps	Classes: 15
<p>Centrifugal Pumps: Pump installation details – classification – work done – Manometric head – minimum starting speed – losses and efficiencies – specific speed. Multistage pumps – pumps in parallel – performance of pumps – characteristic curves – NPSH – Cavitation.</p> <p>Reciprocating pumps – Working, discharge, slip indicator diagrams.</p>		
TEXT BOOKS		
<ol style="list-style-type: none"> 1. Fluid Mechanics by Modi and Seth, Standard Book House. 2. Fluid Mechanics and Hydraulic machines by Manish Kumar Goyal, PHI learning Private Limited,2015 3. Open channel flow by V.T. Chow (McGraw Hill Book Company). 		
REFERENCE BOOKS		
<ol style="list-style-type: none"> 1. Hydraulics and Hydraulic Machinery by Ms J. K. Sandhya Kiran, Mrs. Ch. Kalyani and Mr. S. Baliram, M/s Spectrum Techno Press, Hyderabad 2. Fluid Mechanic & Fluid Power Engineering by D. S. Kumar (Kataria & Sons Publications Pvt.Ltd.). 3. Introduction to Fluid Mechanics and Fluid Machines by SK Som, Gautam Biswas, Suman Chakraborty, Mc Graw Hill Education (India) Private Limited 4. Hydraulic Machines by Banga& Sharma (Khanna Publishers). 		
WEB REFERENCES		
<ol style="list-style-type: none"> 1. https://nptel.ac.in/courses/Webcourse-contents/IIT-KANPUR/machine/ui/Course_home_1.htm 2. https://lecturenotes.in/subject/560/hydraulics-and-hydraulic-machinery-hhm 3. https://imammaolana.files.wordpress.com/2010/11/hydraulic_machines_textbook.pdf 		

E -TEXT BOOKS

1. <https://lecturenotes.in/subject/188/concrete-technology-ct>
2. <http://www.alphace.ac.in/downloads/notes/cv/10cv42.pdf>
3. <https://www.slideshare.net/shamjithkeyem/concrete-technology-study-notes>
4. <https://easyengineering.net/sri-krishna-institute-concrete-technology-notes/>

MOOCS COURSE

1. <https://www.brijrbedu.org/Brij%20Data/Fluid%20Mechanics/Book/A%20Textbook%20of%20Fluid%20Mechanics%20&%20Hydraulic%20Machines%20By%20R%20K%20Bansal%209%20Ed.pdf>
2. <https://mechanicalstudents.com/pdffluid-mechanics-textbook-by-rk-bansal-free download-2/>
3. <https://easyengineering.net/a-textbook-of-fluid-mechanics-and-hydraulic-machines-in-si-units-byrajput/>

St. Martin's Engineering College



St. Martin's Engineering College

UGC Autonomous
 NBA & NAAC A+ Accredited
 Dhulapally, Secunderabad-500 100
 www.smecc.ac.in



STRUCTURAL ANALYSIS – I

II B. TECH - II SEMESTER (R 22)								
Course Code	Category	Hours /Week			Credits	Maximum Marks		
		L	T	P	C	CIE	SEE	Total
CE405PC	B. Tech	3	0	0	3	40	60	100
<p>COURSE OBJECTIVES:</p> <p>To enable students</p> <ol style="list-style-type: none"> 1. Differentiate the statically determinate and indeterminate structures. 2. To understand the nature of stresses developed in perfect frames and three hinged arches for various types of simple loads 3. Analyse the statically indeterminate members such as fixed bars, continuous beams and for various types of loading. 4. Understand the energy methods used to derive the equations to solve engineering problems 5. Evaluate the Influence on a beam for different static & moving loading positions <p>COURSE OUTCOMES:</p> <p>Upon successful completion of the course, the students are able to</p> <ol style="list-style-type: none"> 1. An ability to apply knowledge of mathematics, science, and engineering 2. Analyse the statically indeterminate bars and continuous beams 3. Draw strength behaviour of members for static and dynamic loading. 4. Calculate the stiffness parameters in beams and pin jointed trusses. 5. Understand the indeterminacy aspects to consider for a total structural system. 6. Identify, formulate, and solve engineering problems with real time loading 								
UNIT-I	Analysis of Perfect Frames:						Classes:7	
<p>Analysis of Perfect Frames: Types of frames- Perfect, Imperfect and Redundant pin jointed plane frames - Analysis of determinate pin jointed plane frames using method of joints, method of sections and tension coefficient method for vertical loads, horizontal loads and inclined loads.</p>								
UNIT-II	Energy Theorems & Three Hinged Arches						Classes:9	
<p>Energy Theorems: Introduction-Strain energy in linear elastic system, expression of strain energy due to axial load, bending moment and shear forces - Castigliano's theorem-Unit Load Method - Deflections of simple beams and pin- jointed plane frames - Deflections of statically determinate bent frames.</p> <p>Three Hinged Arches – Introduction – Types of Arches – Comparison between Three hinged and Two hinged Arches - Linear Arch - Eddy's theorem - Analysis of Three hinged</p>								

<p>arches - Normal Thrust and radial shear and bending moment - Geometrical properties of parabolic and circular arches - Three hinged parabolic circular arches having supports at different levels.</p>		
UNIT-III	Propped Cantilever and Fixed Beams	Classes:10
<p>Propped Cantilever and Fixed Beams: Determination of static and kinematic indeterminacies for beams- Analysis of Propped cantilever and fixed beams, including the beams with different moments of inertia - subjected to uniformly distributed load - point loads - uniformly varying load, couple and combination of loads - Shear force, Bending moment diagrams and elastic curve for Propped Cantilever and Fixed Beams-Deflection of Propped cantilever and fixed beams - effect of sinking of support, effect of rotation of a support.</p>		
UNIT-IV	Continuous Beams	Classes:10
<p>Continuous Beams: Introduction-Continuous beams - Clapeyron's theorem of three moments- Analysis of continuous beams with constant and variable moments of inertia with one or both ends fixed-continuous beams with overhang - effect of sinking of supports. Slope Deflection Method Derivation of slope-deflection equation, application to continuous beams with and without sinking of supports -Determination of static and kinematic indeterminacies for frames Analysis of Single Bay, Single storey Portal Frames by Slope Deflection Method including Side Sway Shear force and bending moment diagrams and Elastic curve.</p>		
UNIT-V	Moving Loads and Influence Lines	Classes:9
<p>Moving Loads and Influence Lines: Introduction maximum SF and BM at a given section and absolute maximum shear force and bending moment due to single concentrated load ,uniformly distributed load longer than the span, uniformly distributed load shorter than the span, two point loads with fixed distance between them and several point loads-Equivalent uniformly distributed load-Focal length - Definition of influence line for shear force and bending moment - load position for maximum shear force and maximum bending Moment at a section - Point loads, uniformly distributed load longer than the span, uniformly distributed load shorter than the span.</p>		
TEXTBOOKS:		
<ol style="list-style-type: none"> 1. Structural Analysis Vol –I & II by V.N. Vazirani and M.M. Ratwani, Khanna Publishers. 2. Structural Analysis Vol I & II by G. S. Pandit and S.P. Gupta, Tata McGraw Hill Education Pvt. Ltd. 3. Structural analysis T. S Thandavamoorthy, Oxford university Press 		
REFERENCE BOOKS:		
<ol style="list-style-type: none"> 1. Structural Analysis by R. C. Hibbeler, Pearson Education 2. Basic Structural Analysis by K.U. Muthu <i>et al.</i>, I.K. International Publishing House Pvt. Ltd 3. Mechanics of Structures Vol – I and II by H.J. Shah and S.B. Junnarkar, Charotar Publishing House Pvt. Ltd. 		

4. Basic Structural Analysis by C. S. Reddy, Tata McGraw Hill Education Pvt. Ltd.
5. Fundamentals of Structural Analysis by M.L. Gamhir, PHI Learning Pvt. Ltd.

WEB REFERENCES:

1. <https://nptel.ac.in/courses/105105166/>
2. <https://nptel.ac.in/courses/105105166/21>
3. <https://nptel.ac.in/courses/105105166/36>

E -TEXTBOOKS:

1. <http://www.faadooengineers.com/threads/18572-Structural-Analysis-Full-Book-in-pdf-All-units-of-structure-I-II-III>
2. https://www.researchgate.net/publication/292539849_REVIEW_OF_BASIC_IN_STRUCTURAL_ANALYSIS
3. <http://civilium-ju.com/wp-content/uploads/2018/02/Hibbeler-Structural-Analysis-8th-ED.pdf>

MOOCS COURSE:

1. <https://nptel.ac.in/courses/105105166/21>
2. <https://nptel.ac.in/courses/105105166/36>

St. Martin's Engineering College




St. Martin's Engineering College

UGC Autonomous

NBA & NAAC A+ Accredited

Dhulapally, Secunderabad-500 100

www.smec.ac.in



HYDRAULICS AND HYDRAULIC MACHINERY LABORATORY

II B. TECH - II SEMESTER (R 22)

Course Code	Category	Hours / Week			Credits	Maximum Marks		
		L	T	P		C	CIE	SEE
CE406PC	B. Tech	0	0	3	1	40	60	100

COURSE OBJECTIVES

To learn

1. To **identify** the behavior of analytical models introduced in lecture to the actual behavior of real fluid flows.
2. To **explain** the standard measurement techniques of fluid mechanics and their applications.
3. To **illustrate** the students with the components and working principles of the Hydraulic machines- different types of Turbines, Pumps, and other miscellaneous hydraulics machines.
4. To **analyze** the laboratory measurements and to document the results in an appropriate format.

COURSE OUTCOMES

Upon successful completion of the course, the student is able to

1. **Describe** the basic measurement techniques of fluid mechanics and its appropriate application.
2. **Interpret** the results obtained in the laboratory for various experiments.
3. **Discover** the practical working of Hydraulic machines- different types of Turbines, Pumps, and other miscellaneous hydraulics machines.
4. **Compare** the results of analytical models introduced in lecture to the actual behavior of real fluid flows and draw correct and sustainable conclusions.
5. Write a technical laboratory report

LIST OF EXPERIMENTS

1. Verification of Bernoulli's equation
2. Determination of Coefficient of discharge for a small orifice by a constant head method
3. Calibration of Venturimeter / Orifice Meter
4. Calibration of Triangular / Rectangular/Trapezoidal Notch
5. Determination of Minor losses in pipe flow
6. Determination of Friction factor of a pipe line
7. Determination of Energy loss in Hydraulic jump
8. Determination of Manning's and Chezy's constants for Open channel flow.
9. Impact of jet on vanes
10. Performance Characteristics of Pelton wheel turbine
11. Performance Characteristics of Francis turbine
12. Performance characteristics of Kaplan Turbine
13. Performance Characteristics of a single stage / multi stage Centrifugal Pump

TEXT BOOKS

1. Fluid mechanics and Hydraulic machines by Modi & Seth
2. Fluid mechanics and Hydraulic machines by Raj put
3. Fluid mechanics and fluid power engineering by D.S. Kumar

REFERENCE BOOKS

1. Hydraulics and Hydraulic Machinery, Department of Civil Engineering, 1st Edition - 2021, M/S Spectrum Publications
2. Fluid mechanics and machinery by D.Rama durgaiyah.
3. Hydraulic machines by Banga & Sharma
4. Instrumentation for engineering Measurements by James W. Dally, William E. Riley

WEB REFERENCES

1. https://nptel.ac.in/courses/Webcourse-contents/IIT_KANPUR/machine/ui/Course_home-1.htm
2. <https://lecturenotes.in/subject/560/hydraulics-and-hydraulic-machinery-hhm>
3. https://imammaolana.files.wordpress.com/2010/11/hydraulic_machines_textbook.pdf

E -TEXT BOOKS

1. <https://www.brijrbedu.org/Brij%20Data/Fluid%20Mechanics/Book/A%20Textbook%20of%20Fluid%20Mechanics%20&%20Hydraulic%20Machines%20By%20R%20K%20Bansal%209%20Ed.pdf>.
2. <https://mechanicalstudents.com/pdffluid-mechanics-textbook-by-rk-bansal-free-download-2/>
3. <https://easyengineering.net/a-textbook-of-fluid-mechanics-and-hydraulic-machines-in-si-units-byrajput/>

MOOCS COURSE

1. <https://nptel.ac.in/courses/105103096/>
2. <https://nptel.ac.in/courses/105103096/>



St. Martin's Engineering College

UGC Autonomous

NBA & NAAC A+ Accredited

Dhulapally, Secunderabad-500 100

www.smec.ac.in



BASIC ELECTRICAL AND ELECTRONICS ENGINEERING LABORATORY

II B. TECH - II SEMESTER (R 22)

Course Code	Category	Hours /Week			Credits	Maximum Marks		
		L	T	P		C	CIE	SEE
EE412PC	B. Tech	0	0	3	1	40	60	100

COURSE OBJECTIVES:

To train students

1. To introduce the concepts of electrical circuits and its components
2. To understand magnetic circuits, DC circuits and AC single phase & three phase circuits
3. To study and understand the different types of DC/AC machines and Transformers.
4. To impart the knowledge of various electrical installations.
5. To introduce the concept of power, power factor and its improvement.
6. To introduce the concepts of diodes & transistors, and
7. To impart the knowledge of various configurations, characteristics and applications.

COURSE OUTCOMES:

Upon successful completion of the course, student will be able to

- To analyze and solve electrical circuits using network laws and theorems.
- To understand and analyze basic Electric and Magnetic circuits
- To study the working principles of Electrical Machines
- To introduce components of Low Voltage Electrical Installations
- To identify and characterize diodes and various types of transistors.

LIST OF EXPERIMENTS:

PART A: ELECTRICAL

1. Verification of KVL and KCL
2. (i) Measurement of Voltage, Current and Real Power in primary and Secondary Circuits of a Single-Phase Transformer
(ii) Verification of Relationship between Voltages and Currents (Star-Delta, Delta-Delta, Delta-star, Star-Star) in a Three Phase Transformer
3. Measurement of Active and Reactive Power in a balanced Three-phase circuit
4. Performance Characteristics of a Separately Excited DC Shunt Motor
5. Performance Characteristics of a Three-phase Induction Motor
6. No-Load Characteristics of a Three-phase Alternator

PART B: ELECTRONICS

1. Study and operation of
(i) Multi-meters (ii) Function Generator (iii) Regulated Power Supplies (iv) CRO.
2. PN Junction diode characteristics
3. Zener diode characteristics and Zener as voltage Regulator
4. Input & Output characteristics of Transistor in CB / CE configuration
5. Full Wave Rectifier with & without filters
6. Input and Output characteristics of FET in CS configuration

TEXTBOOKS:

1. Basic Electrical and electronics Engineering –M S Sukija TK Nagasarkar Oxford University
2. Basic Electrical and electronics Engineering-D P Kothari. I J Nagarath, McGraw Hill Education

REFERENCE BOOKS:

1. Linear circuit analysis (time domain phasor and Laplace transform approaches) - 2nd edition by Raymond A. De Carlo and Pen-Min-Lin, Oxford University Press-2004.
2. Network Theory by N. C. Jagan& C. Lakshminarayana, B.S. Publications.
3. Network Theory by Sudhakar, Shyam Mohan Palli, TMH.
4. L. S. Bobrow, “Fundamentals of Electrical Engineering”, Oxford University Press, 2011.
5. E. Hughes, “Electrical and Electronics Technology”, Pearson, 2010.
6. V. D. Toro, “Electrical Engineering Fundamentals”, Prentice Hall India, 1989.

WEB REFERENCES:

1. <https://www.electrical4u.com/>
2. <http://www.basicsofelectricalengineering.com/>
3. <https://www.khanacademy.org/science/physics/circuits-topic/circuits-resistance/a/ee-voltage-and-current>
4. <https://circuitglobe.com>

E –TEXTBOOKS:

1. <https://easyengineering.net/basic-electrical-engineering-by-wadhwa/>
2. <https://easyengineering.net/objective-electrical-technology-by-mehta/>

MOOCS Course:

1. <https://nptel.ac.in/courses/108108076/1>
2. <https://nptel.ac.in/courses/108102146/>
3. <https://nptel.ac.in/courses/108108076/35>



St. Martin's Engineering College

UGC Autonomous

NBA & NAAC A+ Accredited

Dhulapally, Secunderabad-500 100

www.smec.ac.in



CONCRETE TECHNOLOGY LABORATORY

II B. TECH - II SEMESTER (R 22)

Course Code	Category	Hours / Week			Credits	Maximum Marks		
		L	T	P		C	CIE	SEE
CE409PC	B. Tech	0	0	3	1	40	60	100

COURSE OBJECTIVES

To learn

1. To know the various procedures to determine the characteristics of cement
2. To understand the test procedures to evaluate the characteristics of aggregates
3. To know the test procedures to find the properties of fresh concrete
4. To understand the test procedures to find mechanical properties of hardened concrete

COURSE OUTCOMES

Upon successful completion of the course, the student is able to

1. Perform various tests required to assess the characteristics of cement
2. Test and evaluate the properties of fine and coarse aggregates and determine its suitability for construction
3. Evaluate the fresh and hardened properties of concrete
4. Design the concrete mix for required strength and test its performance characteristics

LIST OF EXPERIMENTS

1. **Tests on Cement:**
 - a) Soundness.
 - f) Compressive strength.
2. **Tests on Aggregates:**
 - Specific gravity of fine aggregate.
 - Specific gravity of coarse aggregate.
 - Bulking of fine aggregate.
 - Grading of fine aggregate
 - IS method of mix design of normal concrete as per IS : 10262
3. **Tests on Fresh Concrete:**
 - Slump cone test.
 - Compacting factor test.
 - Vee-Bee consistometer test.
4. **Tests on Hardened Concrete:**
 - Compressive & Tensile strength tests.
 - Modulus of elasticity of concrete.
 - Non-destructive testing of concrete.

TEXT BOOKS

4. Concrete Technology by M.S. Shetty. – S. Chand & Co.; 2004
5. Concrete Technology by A.R. Santhakumar, 2nd Edition, Oxford university Press, New Delhi
6. Concrete Technology by M. L. Gambhir. – Tata Mc. Graw Hill Publishers, 5THEdition,New Delhi

REFERENCE BOOKS

3. Properties of Concrete by A. M. Neville – Low priced Edition – 4th edition
4. Concrete: Micro structure, Properties and Materials – P.K. Mehta and J.M. Monteiro, Mc-Graw Hill Publishers

IS Codes:

IS 383 : 2016

IS 516 : 2018 (Part -1 - 4)

IS 10262 - 2019

WEB REFERENCES

1. [best-reference-books-concrete-technology/](#)
2. https://nptel.ac.in/noc/individual_course.php?id=noc18-ce21

E -TEXT BOOKS

3. <https://www.pdfdrive.com/concrete-technology-books.html>
4. <https://easyengineering.net/concrete-technology-books-collection-new/>

MOOCS COURSE

1. <https://nptel.ac.in/courses/105102012/>
2. <https://nptel.ac.in/syllabus/105106176/>



St. Martin's Engineering College

UGC Autonomous

NBA & NAAC A+ Accredited

Dhulapally, Secunderabad-500 100

www.smec.ac.in



GENDER SENSITIZATION LABORATORY

II B. TECH - II SEMESTER (R 22)

Course Code	Category	Hours / Week			Credits	Maximum Marks		
		L	T	P		C	CIE	SEE
GS409MC	B.Tech	0	0	2	0	100	0	0

COURSE OBJECTIVES

To learn

1. To develop students' sensibility with regard to issues of gender in contemporary India.
2. To provide a critical perspective on the socialization of men and women.
3. To introduce students to information about some key biological aspects of genders.
4. To expose the students to debates on the politics and economics of work.
5. To help students reflect critically on gender violence.
6. To expose students to more egalitarian interactions between men and women.

COURSE OUTCOMES

Upon successful completion of the course, the student is able to

1. Students will have developed a better understanding of important issues related to gender in contemporary India.
2. Students will be sensitized to basic dimensions of the biological, sociological, psychological and legal aspects of gender. This will be achieved through discussion of materials derived from research, facts, everyday life, literature and film.
3. Students will attain a finer grasp of how gender discrimination works in our society and how to counter it.
4. Students will acquire insight into the gendered division of labor and its relation to politics and economics.
5. Men and women students and professionals will be better equipped to work and live together as equals.
6. Students will develop a sense of appreciation of women in all walks of life.
7. Through providing accounts of studies and movements as well as the new laws that provide protection and relief to women, the textbook will empower students to understand and respond to gender violence.

UNIT-I	UNDERSTANDING GENDER	CLASSES:6
---------------	-----------------------------	------------------

Introduction: Definition of Gender-Basic Gender Concepts and Terminology-Exploring Attitudes towards Gender-Construction of Gender-Socialization: Making Women, Making Men-Preparing for Womanhood. Growing up Male. First lessons in Caste.

UNIT-II	GENDER ROLES AND RELATIONS	CLASSES:6
----------------	-----------------------------------	------------------

Two or Many? -Struggles with Discrimination-Gender Roles and Relations-Types of Gender Roles- Gender Roles and Relationships Matrix-Missing Women-Sex Selection and Its Consequences- Declining Sex Ratio. Demographic Consequences-Gender Spectrum: Beyond the Binary

UNIT-III GENDER AND LABOUR

CLASSES:6

Division and Valuation of Labour-Housework: The Invisible Labor- “My Mother doesn’t Work.” “Share the Load.”-Work: Its Politics and Economics -Fact and Fiction. Unrecognized and Unaccounted work.-Gender Development Issues-Gender, Governance and Sustainable Development-Gender and Human Rights-Gender and Mainstreaming

UNIT-IV GENDER - BASED VIOLENCE

CLASSES:6

The Concept of Violence- Types of Gender-based Violence-Gender-based Violence from a Human Rights Perspective-Sexual Harassment: Say No!-Sexual Harassment, not Eve-teasing- Coping with Everyday Harassment- Further Reading: “Chupulu”.

Domestic Violence: Speaking Out Is Home a Safe Place? -When Women Unite [Film]. Rebuilding Lives. Thinking about Sexual Violence Blaming the Victim-“I Fought for my Life....”

UNIT-V GENDER AND CULTURE

CLASSES:6

Gender and Film-Gender and Electronic Media-Gender and Advertisement-Gender and Popular Literature- Gender Development Issues-Gender Issues-Gender Sensitive Language-Gender and Popular Literature - Just Relationships: Being Together as Equals Mary Kom and Onler. Love and Acid just do not Mix. Love Letters. Mothers and Fathers. Rosa Parks- The Brave Heart.

Note: Since it is Interdisciplinary Course, Resource Persons can be drawn from the fields of English Literature or Sociology or Political Science or any other qualified faculty who has expertise in this field from engineering departments.

Classes will consist of a combination of activities: dialogue-based lectures, discussions, collaborative learning activities, group work and in-class assignments. Apart from the above prescribed book, Teachers can make use of any authentic materials related to the topics given in the syllabus on “Gender”.

ESSENTIAL READING: The Textbook, “Towards a World of Equals: A Bilingual Textbook on Gender” written by A. Suneetha, Uma Bhrugubanda, Duggirala Vasanta, Rama Melkote, Vasudha Nagaraj, Asma Rasheed, Gogu Shyamala, Deepa Sreenivas and Susie Tharu published by Telugu Akademi, Telangana Government in 2015.

ASSESSMENT AND GRADING:

- Discussion & Classroom Participation: 20%
- Project/Assignment: 30%
- End Term Exam: 50%

TEXT BOOKS

1. All the five Units in the Textbook, “Towards a World of Equals: A Bilingual Textbook on Gender” written by A. Suneetha, Uma Bhrugubanda, Duggirala Vasanta, Rama Melkote, Vasudha Nagaraj, Asma Rasheed, Gogu Shyamala, Deepa Sreenivas and Susie Tharu and published by Telugu Akademi, Hyderabad, Telangana State in the year 2015.

REFERENCE BOOKS

1. Menon, Nivedita. Seeing like a Feminist. New Delhi: Zubaan-Penguin Books, 2012
2. Abdulali Sohaila. “I Fought For My Life...and Won.” Available online at: <http://www.thealternative.in/lifestyle/i-fought-for-my-lifeand-won-sohaila-abdul/>